

Transportation Improvement Program

Fiscal Years 2021/22-2025/26





**FORWARD PINELLAS SERVES AS THE METROPOLITAN PLANNING ORGANIZATION AND PLANNING COUNCIL FOR PINELLAS COUNTY
TRANSPORTATION IMPROVEMENT PROGRAM
FISCAL YEARS 2021/22-2025/26**

Adopted June 9th 2021

Forward Pinellas

310 Court Street

Clearwater, FL 33756

Phone: (727) 464-8250

[Forward Pinellas Web Site](#)

This project has been developed in compliance with Title VI of the Civil Rights Act of 1964 and other federal and state nondiscrimination authorities. Neither FDOT nor this project will deny the benefits of, exclude from participation in, or subject anyone to discrimination the basis of race, color, national origin, age, sex, disability, or family status. Funding for this report may have been financed in part through grant[s] from the Federal Highway Administration and Federal Transit Administration, U.S. Department of Transportation, under the State Planning and Research Program, Section 505 [or Metropolitan Planning Program, Section 104(f)] of Title 23, U.S. Code. The contents of this report do not necessarily reflect the official views or policy of the U.S. Department of Transportation.

FORWARD PINELLAS

Executive Committee

Councilmember Darden Rice

Chair

Commissioner Joanne "Cookie" Kennedy

Vice Chair

Commissioner Janet Long

Secretary

Vice Mayor David Albritton

Treasurer

Other Members

Commissioner Dave Eggers

Councilmember Bonnie Noble

Commissioner Pat Gerard

Mayor Julie Ward Bujalski

Commissioner Karen Seel

Vice Mayor Cliff Merz

Councilmember Brandi Gabbard

Commissioner Michael Smith

Councilmember Patti Reed

Whit Blanton, FAICP

Forward Pinellas Executive Director

David Gwynn

FDOT District Seven Secretary (Non-Voting Advisor)

Table of Contents

TABLE OF CONTENTS	i
ENDORSEMENT	iii
CERTIFICATION STATEMENT	iv
ACRONYMS AND DEFINITIONS	v
INTRODUCTION	xi
SECTION 1: EXECUTIVE SUMMARY	1-1
SECTION 2: PROJECT PRIORITY LISTS.....	2-1
TMA Leadership Group Regional Priorities	2-2
Multimodal Transportation Priority Project	2-5
Transportation Alternatives Program	2-10
SECTION 3: FDOT FIVE YEAR WORK PROGRAM.....	3-1
Pinellas County Five-Year Work Program Maps and Summary Tables	3-2
Pinellas County Five-Year Work Program	3-10
SECTION 4: PINELLAS COUNTY FINANCIAL PLAN	4-1
SECTION 5: OBLIGATED FEDERALLY FUNDED PROJECTS	5-1
Introduction	5-2
FDOT Federally Obligated Projects	5-3
SECTION 6: Transportation Disadvantaged Program Element	6-1
Introduction	6-2
Transportation Disadvantaged Projects	6-3
SECTION 7: PUBLIC TRANSPORTATION WORK PROGRAM.....	7-1
Albert Whitted Airport	7-2
Clearwater Airpark.....	7-4
Port of St. Petersburg.....	7-5
St. Pete Clearwater International Airport	7-6
Pinellas Suncoast Transit Authority	7-7
FTA Section 5310.....	7-10

SECTION 8: PINELLAS COUNTY WORK PROGRAM 8-1
 The Pinellas County Capital Improvement Program 8-2
 Pinellas County Work Program Maps and Project Summary Tables..... 8-3
SECTION 9: MUNICIPAL WORK PROGRAM..... 9-1
 Municipal Work Programs..... 9-2
SECTION 10: PERFORMANCE MEASURES AND TARGETS 10-1
APPENDICES
 Index of Abbreviations A1
 Documentation of Public Involvement B1
 Transportation Performance Measures Consensus Planning Document..... C1

ENDORSEMENT

FORWARD PINELLAS
FISCAL YEARS 2020/21 THROUGH 2024/25
TRANSPORTATION IMPROVEMENT PROGRAM
ENDORSEMENT

This document was prepared by Forward Pinellas, in its role as the Pinellas County Metropolitan Planning Organization (MPO), in cooperation with the Florida Department of Transportation (FDOT), the Pinellas Suncoast Transit Authority (PSTA), local airports, the Port of St. Petersburg and the twenty-five local governments of Pinellas County.

Preparation of this document was financed in part by the United States Department of Transportation under the Fixing America's Surface Transportation Act ("FAST Act") of 2015.

Forward Pinellas, at its regular meeting of June 10, 2020 endorsed the FY 2020/21 through FY 2024/25 Transportation Improvement Program (TIP), including supporting documentation as contained on the pages which follow. This TIP represents information from the FDOT State Work Program covering Fiscal Years FY 2020/21 through FY 2024/25 together with existing work programs from local governments and transportation providers within Pinellas County.

Further, it is hereby certified that the planning process is being carried out in conformance with requirements listed under the following provisions: 23 CFR 450.332(b), 23 U.S.C. 134, and F.S. 339.175.

This certification determination is being made on the basis of an in-depth review, utilizing a checklist provided by FDOT and covering all aspects of the transportation planning process in this urbanized area.


Dave Eggers
Chairman, Forward Pinellas

CERTIFICATION STATEMENT

CERTIFICATION STATEMENT

Forward Pinellas, in its role as the Pinellas County Metropolitan Planning Organization (MPO), at its regular meeting of June 16, 2024, approved its FY 2025/26 through FY 2029/30 Transportation Improvement Program (TIP), including supporting documentation as contained on the pages within this document. This document now represents the FY 2025/26 through FY 2029/30 approved Transportation Improvement Program. Further, it is certified that the planning process is being done in accordance with the provisions of 23 CFR 450.3(a). This certification is submitted in compliance with the basis of an in-depth review, utilizing a checklist provided by FDOT and covering all aspects of the transportation planning process in the referenced area.


Dawn Egge
Chairman, Forward Pinellas

ACRONYMS AND DEFINITIONS

ATMS - Advanced Traffic Management System: An Intelligent Transportation System (ITS) process that employs a variety of advanced technology devices, such as detectors, cameras, and communication systems to monitor traffic, optimize signal timings on major arterials, and control the flow of traffic.

BPAC – Bicycle Pedestrian Advisory Committee: Forward Pinellas appointed committee comprised of representatives of various government agencies, law enforcement officials and private citizens interested in bicycle and pedestrian issues. The BPAC advises Forward Pinellas in the process of planning and developing bicycle and pedestrian facilities and promoting bicycle use and walking in Pinellas County.

CAC – Citizens Advisory Committee: Citizens representing municipal area and at-large membership appointed by Forward Pinellas to review transportation issues and topics that is considered by the Board. The CAC forwards recommendations to Forward Pinellas regarding these issues and topics.

CCC – The West Central Florida Chairs Coordinating Committee: The West Central Florida Chairs Coordinating Committee consists of one MPO board member from each of the member MPOs. Representing Forward Pinellas, Hernando/Citrus TPO, Pasco County MPO, Hillsborough MPO, Sarasota/Manatee MPO and the Polk TPO, the CCC meets at least twice each year to prioritize transportation projects and to coordinate on transportation planning issues for the larger region.

CMP – Congestion Management Process: A systematic process designed to emphasize effective management of existing transportation facilities through the use of travel demand and operational strategies.

FAC – Florida Administrative Code: The FAC is a compilation of the rules and regulations of government agencies that have been filed with the Department of State pursuant to the provisions of Chapter 120, Florida Statutes.

FASTACT – Fixing America’s Surface Transportation: The federal law passed in 2015 to provide long-term funding for surface transportation infrastructure, planning and investment.

FDOT – Florida Department of Transportation: FDOT is the state agency responsible for the development, maintenance and regulation of public transportation systems and facilities. The mission of FDOT is to provide a safe transportation system that ensures the mobility of people and goods, enhances economic prosperity and preserves the quality of the environment and communities.

Florida Department of Transportation (FDOT) Work Program: This is the State Five- Year Work Program of transportation improvements prepared in accordance with Section 339.135, Florida Statutes. It provides direction on where and when to build projects and how to fund them. The first year of the program authorizes FDOT to expend funds to complete the scheduled projects. The last four years of the program is included for planning purposes. The FDOT Work Program is also included in the Forward Pinellas Transportation Improvement Program (TIP).

FHWA-Federal Highway Administration: The federal agency that develops regulations, policies and guidelines to achieve safety, economic development and other goals of FHWA programs through the construction and improvements of the nation's transportation infrastructure and highway system.

FTA - Federal Transit Administration: The federal agency that provides financial and technical assistance to local public transit systems, as well overseeing safety measures and the development of technology.

Florida Transportation Plan (FTP): Defines Florida's future transportation vision and identifies goals, objectives, and strategies to accomplish that vision. The FTP is the statewide long-range transportation plan for all of Florida.

Forward Pinellas: Countywide land use and transportation planning agency resulting from the consolidation of the Metropolitan Planning Organization (MPO) and Pinellas Planning Council (PPC) in 2014. The agency is served by a 13- member board representing the county's local governments and the Pinellas Suncoast Transit Authority (PSTA).

ITS – Intelligent Transportation Systems: Encompasses a broad range of communications-based information, control and electronics technologies. When integrated into the transportation system infrastructure, and in vehicles, these technologies help monitor and manage traffic flow, reduce congestion, provide alternate routes to travelers, enhance productivity, and respond to incidents, adverse weather and other events affecting traffic flow

LCB -Local Coordinating Board: A Forward Pinellas committee comprised of representatives of social service agencies, transportation providers, FDOT and citizens responsible for overseeing the Pinellas County Transportation Disadvantaged Program.

LRTP - Long Range Transportation Plan: A long-range strategy and capital improvement plan that assesses countywide and regional transportation needs and identifies improvements necessary to address them over a 20-year period. The plan takes into account all major modes of transportation including automobile travel, bicycling, transit, walking and goods movement. In air quality maintenance areas, the plan is updated every five years and may be amended as a result of changes in federal, state and local funding, socioeconomic conditions, study recommendations, and congestion management process plans.

MPO - Metropolitan Planning Organization: An agency created under federal and state law to provide a forum for cooperative decision-making in regard to transportation issues. Membership includes elected and appointed officials representing local jurisdictions and transportation agencies.

NAAQS - National Ambient Air Quality Standards: The NAAQS establish federal standards for six principal pollutants considered harmful to public health and the environment.

PPP - Public Participation Plan: A guideline for public involvement activities to be conducted by Forward Pinellas. The PPP contains the goals and policies of Forward Pinellas for actively engaging the public in the transportation planning process.

PSTA - Pinellas Suncoast Transit Authority: The public transit provider in Pinellas County

Project Development and Environment (PD&E) Study: A process developed to ensure that the design of transportation projects appropriately reflects and incorporates the unique engineering and community characteristics of the area. The FDOT created the process to ensure that projects receiving Federal aid follow the policies and procedures outlined in the National Environmental Policy Act.

PTSTF - Pinellas Trail Security Task Force: A Forward Pinellas advisory committee composed of elected officials, law enforcement officials and County staff. The Task Force monitors and addresses issues related to safety on the Pinellas Trail.

Regional Transportation Analysis (RTA) Traffic Demand Model: The RTA is a state sponsored modeling program used to forecast traffic volumes and to simulate future travel conditions for personal and commercial vehicles and public transit in FDOT District 7.

ROW - Right-of-Way: A type of land easement, either granted or reserved, for transportation and/or utility purposes.

SIS - Strategic Intermodal System: A transportation system comprised of facilities and services of statewide and interregional significance, including major state roads and airports.

SRTS - Safe Routes to School: Funding program that helps communities address school transportation needs while encouraging more students to walk or bicycle to school. The SRTS Program provides funding for projects such as sidewalks, shared-use paths, flashing beacons and median refuge islands. SRTS guidelines require that proposed projects meet an identified need that is preventing children from walking or biking safely to and from school.

St. Pete-Clearwater International Airport (PIE): The only international, commercial service airport in Pinellas County.

STP - Surface Transportation Program: One of the key funding programs in the FAST Act. The STP provides funds for capital projects that may include pedestrian and bicycle as well as road improvements.

STSC – School Transportation Safety Committee: The School Transportation Safety Committee was established by the MPO in 1998. The STSC is made up of representatives of the School Board, Board of County Commissioners and local municipalities. The STSC was formed to consider transportation and safety matters that involve both the School Board and local jurisdictions.

TA Program - Transportation Alternatives Program: Provides funding for programs and projects defined as transportation alternatives, including pedestrian and bicycle facilities, infrastructure projects for improving nondriver access to public transportation and enhanced mobility.

TBARTA - Tampa Bay Area Regional Transit Authority: Created by the Florida State Legislature in 2007, and reconstituted in 2017, to develop a Regional Transit Development Plan for the five-county West Central Florida region consisting of Hernando, Hillsborough, Manatee, Pasco and Pinellas counties.

TBRPC - Tampa Bay Regional Planning Council: One of 11 regional planning councils in Florida, established by the Legislature to coordinate planning for the 43 jurisdictions in the Tampa Bay region. Specific duties include environmental management, economic analysis, and water quality, emergency preparedness, and hurricane evacuation planning.

TCC - Technical Coordinating Committee: A Forward Pinellas Advisory committee consisting primarily of planners and engineers representing local governments, the School District, PSTA, and Pinellas County that assists Forward Pinellas by reviewing transportation plans and programs and making recommendations based on their technical expertise.

TDP - Transit Development Plan: PSTA's planning, development and operational guidance document required for Florida Public Transit Block Grant funding. The TDP is used in creating the mass transit portions of the Long-Range Transportation Plan (LRTP), Transportation Improvement Program (TIP) and the FDOT Work Program.

TIP - Transportation Improvement Program: A five-year program of transportation improvements adopted annually by Forward Pinellas that incorporates state and federal work programs along with the capital improvement programs/elements of local governments within Pinellas County

TMA - Transportation Management Area: Urbanized areas with populations of over 200,000 are designated as TMAs and are subject to planning requirements under the FAST Act. The Tampa Bay TMA encompasses a population of approximately 2.4 million people and includes portions of Hillsborough, Pasco counties and nearly all of Pinellas County. Transportation plans and programs within a TMA must be based on a continuing and comprehensive planning process carried out by Forward Pinellas and the other MPOs in the TMA, in cooperation with the state and transit operators. It must include a congestion management process and be certified by FHWA and FTA.

TMA Leadership Group: A subcommittee of the CCC, the TMA Leadership Group consists of nine members who are elected officials from the Hillsborough, Pasco and Pinellas MPOs as well as non-voting technical advisors from the Florida Department of Transportation District 7 and the Tampa Bay Area Regional Transit Authority (TBARTA). It is responsible for coordinating planning activities and addressing issues affecting the core urban area of the CCC region.

TRAC - Transit Riders Advisory Committee: The TRAC is an advisory committee of the PSTA. It is comprised of passengers and interested citizens that provide ongoing input to PSTA staff and the PSTA Board relating to the quantity and quality of fixed route and paratransit services, service enhancement priorities and proposed service and fare modifications.

Transportation Disadvantaged (TD) Program: Supported by funding provided through the Florida TD Trust Fund, the TD Program provides low cost transportation to individuals who, because of a disability, income status, or age are unable to transport themselves or purchase transportation. The TD Program provides 10-day or 31-day bus passes with a co-payment, door-to-door transportation and group trips based on individual, their needs and abilities.

USDOT - UNITED STATES DEPARTMENT OF TRANSPORTATION: Federal agency that oversees the administration of federal programs managing highways, air travel, railroads, maritime activity and other transportation modes. The FHWA and FTA operate as part of USDOT.

Introduction:

The Transportation Improvement Program (TIP) is developed by Forward Pinellas in its role as the metropolitan planning organization (MPO) for Pinellas County and is updated annually. The TIP is developed in accordance with state and federal requirements and in cooperation with the Florida Department of Transportation (FDOT), the Pinellas Suncoast Transit Authority (PSTA), local airports, the Port of St. Petersburg and the twenty-five local governments of Pinellas County.

The Forward Pinellas Mission Statement:

The mission of Forward Pinellas is to provide leadership and to align resources and plans that help achieve a compelling vision for Pinellas County and the region by:

Creating integrated land use and transportation plans that provide viable mobility options and sustainable development patterns;
Engaging the public in the development of transportation and land – use plans;
Forging effective partnerships among public agencies, citizens and the business community;
Defining cost-effective strategies to meet the transportation and land use goals of Pinellas County; and
Setting priorities for sound public investment in transportation improvements.

What is the Transportation Improvement Program?

The TIP contains project descriptions of transportation improvements of local governments, the Florida Department of Transportation (FDOT), the Pinellas Suncoast Transit Authority (PSTA), the Tampa Bay Area Regional Transit Authority (TBARTA), the local airports and the Port of St. Petersburg. The TIP also lists the project descriptions recommended through the Forward Pinellas Congestion Management Process and Long-Range Transportation Plan (LRTP). It is developed through a continuing, comprehensive and coordinated effort involving the FDOT, local jurisdictions, PSTA, and Forward Pinellas. The TIP includes the FDOT Five-Year Work Program which identifies State Highway System, Public Transportation and Transportation Disadvantaged Program funding allocations and projects. Input on the data assembled for the TIP is provided through the Forward Pinellas advisory committees whose members include private citizens and representatives of local governments and other public agencies.

Preparation and maintenance of the TIP is one of several prerequisites for the continued receipt of federal funding for transportation improvements. The contents of this TIP were developed consistent with the requirements from both state and federal laws. In accordance with requirements published in the Federal Register (regarding application of 23 CFR 450), it identifies all projects to be funded under Title 23 and Title 49, U.S.C.

On December 4, 2015, President Barack Obama signed into law the Fixing America's Surface Transportation Act, or "FAST Act". Overall, the FAST Act largely builds on many of the transportation programs and policies that existed under prior transportation bills. The FAST Act is focused on a performance and outcome-based planning process. Projects advanced into the TIP must show progress toward achieving a desired set of outcomes that further the goals of the Long-Range Transportation Plan (LRTP).

Work Program Table Format

Beginning with the fiscal year (FY) 2012/13-2016/17 TIP, the Florida Department of Transportation (FDOT) made modifications to the format and content of the FDOT Work Program located in section three of this document. The main purpose of these modifications was to increase transparency by showing an estimate of total project cost for all phases of transportation projects as required under 23 C.F.R. 450.324(e).



In order to show the total project cost, three columns were added to the FDOT Work Program in 2013. These included prior year costs, costs beyond the five-year schedule, and "All Years", which reflected those of current, prior and subsequent year TIPs. Subsequent year costs apply only to Strategic Intermodal System (SIS) projects."

Additional Project Cost Information

The normal project production sequence is to have a Project Development and Environment (PD&E) phase, a Design or Preliminary Engineering (PE) phase, a Right of Way (ROW) phase and a Construction (CST) phase. Some projects may not have a ROW phase if land is not needed to complete the project. All project descriptions include SIS or non-SIS identifiers as shown on Page xi.

Costs associated with the project beyond the Work Program schedule are identified in the Long-Range Transportation Plan (LRTP). The project descriptions in the TIP include a cross-reference to the LRTP (see page xi). This cross-reference identifies objectives, policies, maps, tables and/or page numbers in the LRTP that are consistent with and/or support the project. The website containing links to the "Advantage Pinellas" 2045 LRTP and an electronic version of the TIP is linked on the [Forward Pinellas Website](#).

Example of a TIP Page in the State Work Program with a Strategic Inter-Modal System (SIS) Project Identifier and LRTP References

Fund	<2021	2021	2022	2023	2024	2025	>2025	All Years
HIGHWAYS								
Item Number: 000101 1 Project Description: TOLL OPERATIONS SUNSHINE SKYWAY *SIS* 								
District: 07 County: PINELLAS Type of Work: TOLL PLAZA Project Length: 4.288								
OPERATIONS / MANAGED BY FDOT LRTP Reference: Objective 2.2 								
D -UNRESTRICTED STATE PRIMARY	89,776	0	0	0	0	0	0	89,776
TO01 -SUNSHINE SKYWAY	84,163,188	5,764,477	5,764,477	5,764,477	5,764,477	5,807,000	28,821,000	141,849,096
Item 000101 1 Totals:	84,252,964	5,764,477	5,764,477	5,764,477	5,764,477	5,807,000	28,821,000	141,938,872
Project Total:	84,252,964	5,764,477	5,764,477	5,764,477	5,764,477	5,807,000	28,821,000	141,938,872

Fund	<2021	2021	2022	2023	2024	2025	>2025	All Years
Item Number: 000153 1 Project Description: TOLL OPERATIONS PINELLAS BAYWAY *SIS*								
District: 07 County: PINELLAS Type of Work: TOLL PLAZA Project Length: 1.016								
OPERATIONS / MANAGED BY FDOT LRTP Reference: Objective 2.2								
TO03 -PINELLAS BAYWAY	35,257,860	1,571,000	1,571,000	1,571,000	1,571,000	1,571,000	7,784,000	50,896,860
Item 000153 1 Totals:	35,257,860	1,571,000	1,571,000	1,571,000	1,571,000	1,571,000	7,784,000	50,896,860
Project Total:	35,257,860	1,571,000	1,571,000	1,571,000	1,571,000	1,571,000	7,784,000	50,896,860

Section 1: The Transportation Improvement Program

Purpose:

The primary purpose of the Transportation Improvement Program (TIP) is to provide a prioritized listing for the expenditure of federal funds for all transportation funding categories by state fiscal year, including highway, public transportation, bicycle and pedestrian projects. The TIP covers a five-year period and is consistent with the Forward Pinellas Long Range Transportation Plan (LRTP). The TIP contains all transportation projects within the metropolitan area to be funded by Title 23 and Title 49 funds and all regionally significant projects regardless of funding source.

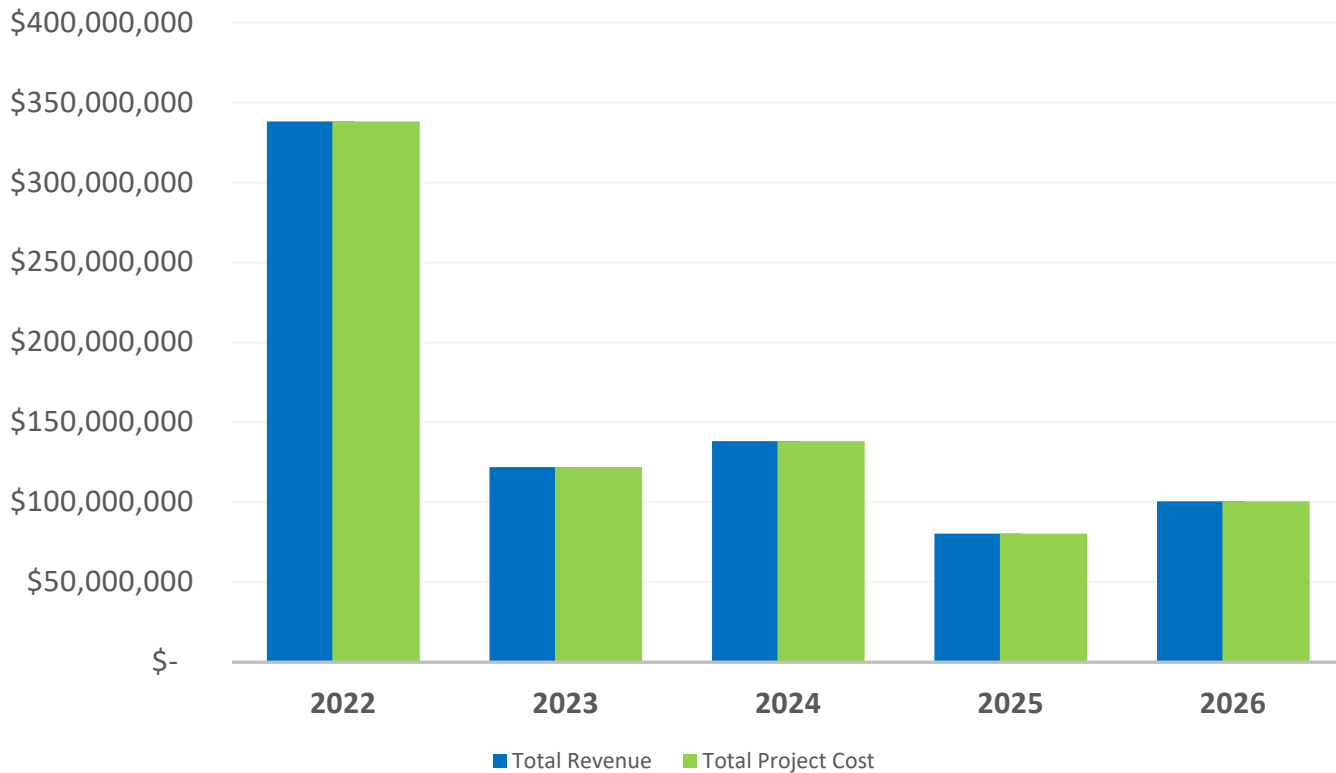
This narrative provides information to the Federal Highway Administration (FHWA), Federal Transit Administration (FTA), the Florida Department of Transportation (FDOT) and citizens regarding the TIP development process and provides assurance to the FHWA that the project selection process has been carried out in accordance with federal requirements, Section 134 of Title 23, United States Code (USC), as amended, Title 49, 23 CFR 450.330(b) (c) and 23 CFR 500.

The contents of this section include brief descriptions of the project selection process that was used to develop the Pinellas County TIP. The projects included in the State Work Program Element represent Fiscal Years 2021/2022, 2022/2023, 2023/2024, 2024/2025, and 2025/2026 for the purposes of fulfilling federal requirements.

Fiscal Constraint:

The projects identified in the TIP are financially constrained for each year in accordance with 23 CFR 450.324 (h-i), meaning they can be implemented using current and proposed revenue sources. The chart below shows that the revenue projections of the TIP match the planned expenditures of TIP programmed projects.

Forward Pinellas
Project Cost vs. Total Revenue



	2022	2023	2024	2025	2026
Total Revenue	\$ 338,146,066	\$ 121,973,942	\$ 138,257,321	\$ 80,390,881	\$ 100,609,353
Total Project Cost	\$ 338,146,066	\$ 121,973,942	\$ 138,257,321	\$ 80,390,881	\$ 100,609,353

Additional details on project funding source revenues for state and federally funded projects by year and fund type are available in Section 4. Additional information on projects and estimated project costs are shown in the work program in Section 3.

Revenue and expenditure estimates in the tables in Sections 3 and 4 must use an inflation rate to reflect year of expenditure dollars and are based on reasonable financial principles and information developed cooperatively by Forward Pinellas and State and public transportation operators as required under 23 CFR 450.234(h). The anticipated revenue sources are, therefore, reasonably expected to be in place when needed. New and unexpected funding may become available from other sources, potentially impacting projects within the TIP.

Consistency with Other Plans:

The TIP is based upon the requirements of the FAST Act of 2015 and Florida Statutes. Federal requirements called for development and adoption of the first four years of the TIP representing fiscal years 2021/2022, 2022/2023, 2023/2024, and 2024/2025. The fifth year, 2025/2026, is a requirement of Florida Statutes. Regarding project selection, the adopted Pinellas County TIP is consistent with the following FHWA work program development requirements:

Only major categories of federal funds are included within the TIP. These funds are identified with FDOT codes that are reflected in federal legislation (refer to Appendix);

The federally funded projects within the TIP have been reviewed and found to be consistent with the Forward Pinellas priorities, as determined through the project selection process;

The projects selected for the Pinellas County TIP are consistent with FDOT's Work Program;

Based upon the project selection process and anticipated funding levels between the FDOT, FHWA, and the FTA, the federal funds are reasonably expected to be made available for all projects within the Transportation Project Listings; and

The listed improvements are consistent with the Forward Pinellas Long Range Transportation Plan (LRTP), the local Transit Development Plan, the Transportation Disadvantaged Service Plan (TDSP), and adopted local government comprehensive plans. The TIP includes locally funded, regionally significant projects as depicted in local government comprehensive plans and is used in LRTP updates as required by the State.

Project Priority Statement:

As part of the project selection process, all projects included in the TIP are consistent with project priorities in Section 2 and the FDOT Work Program. These projects are also consistent with federal requirements. The Forward Pinellas project priority lists are a major consideration in the adoption of the State's work program. These lists represent priority projects for federal funding that are

considered to be of highest priority by Forward Pinellas. It is the desire of Forward Pinellas that priority projects be funded during the first four years of the State Work Program. Those projects that Forward Pinellas would like to see funded during the first four years are shown in the Forward Pinellas Multimodal Transportation Priority Projects list also in Section 2.

Public transportation projects are typically funded through the FTA. The transit projects are included in the State Work Program and identified within the Public Transportation Section of this document in Section 7.

Project Selection:

The federally funded projects included within this TIP were selected in accordance with 23 CFR 450.330(b) (c) and 23 CFR 500, Section 134 of Title 23, United States Code (USC), 23 CFR 450.104, Chapter 53 of Title 49 USC, and the FAST Act of 2015 as amended. The project selection process is a collaborative effort between the FDOT, Forward Pinellas, PSTA, Pinellas County Government, and various municipalities within the urbanized area of Forward Pinellas, which includes most of Pinellas County. The outcome of the most recent project selection process resulted in FDOT's FY2021/22 through FY 2025/26 work program, which can be found in Section 3. This process includes the prioritization of projects by Forward Pinellas in cooperation with its advisory committees, FDOT and local governments as well as advisory input from the West Central Florida Chairs Coordinating Committee (CCC) and its subcommittees.

The West Central Florida Chairs Coordinating Committee (CCC):

The West Central Florida Chairs Coordinating Committee consists of one MPO board member from each of the member MPOs. Representing Forward Pinellas, Hernando/Citrus TPO, Pasco County MPO, Hillsborough MPO, Sarasota/Manatee MPO and the Polk TPO, the CCC meets at least twice each year to prioritize transportation projects and to coordinate on transportation planning issues for the larger region.

The CCC convenes a number of subcommittees to focus on specific issues. These include the Tampa Bay Transportation Management Area (TMA) Leadership Group to focus on issues specific to the urbanized core of the region, the CCC Staff Directors Committee to closely coordinate at the staff level, the Multiuse Trails Committee to coordinate and prioritize major, regional multiuse trail projects, and other committees, as deemed necessary. The CCC is also supported by technical advisors from the Florida Department of Transportation District 7, the transit agencies, TBRPC and TBARTA.

The CCC develops a list of priorities for the region each year, with a subset of priorities for the urbanized core approved by the TMA Leadership Group. The most recently approved priority list is included in Section 2 and identifies operational improvements along I-

275, interchange improvements at various locations along I-75 and major regional transit investments as top priorities for the region.

Prioritization Process for the 2021 Forward Pinellas Multimodal Transportation Priority Projects:

Initial analysis of the 2021 Forward Pinellas Multimodal Transportation Priority Projects list occurs through the LRTP update process. The Tampa Bay Regional Transportation Analysis (RTA), which forecasts traffic demand, provides the basis for determining transportation improvements needed to meet projected travel demand. Output data produced by the RTA is evaluated in combination with other considerations to identify traffic demand and the need for new projects. The planning factors included in the FAST Act were also considered when developing the prioritization criteria.

In 2020, Forward Pinellas released its first ever call for projects for the multimodal project priority list. Based on the adopted LRTP, Forward Pinellas developed a competitive scoring process that allows for project applications to be compared against one another based on how well the project aligns with the goals of the adopted Plan. A number of Forward Pinellas staff members met internally to score each application received individually, and then later as a group, to ensure that the scoring criteria was applied consistently regardless of the applicant or the reviewer. The applications received were then grouped into the scoring ranges approved by the board, and advanced to the board for their funding consideration.

Subsequent to Board action, the list is transmitted to the FDOT District 7 Office for use in the development of their Work Program. The FDOT, in turn, holds annual public hearings on the Work Program via a live webinar presentation whereby local governments, Forward Pinellas, and the public may review and provide comment on the program prior to its adoption. Once FDOT finalizes its Work Program, it is presented to the Forward Pinellas Board for approval and inclusion in the TIP. Documentation of public involvement activities related to public hearings for the TIP are included in Appendix B.

Projects that are funded remain on the priority lists but are not numbered. Partially funded projects include funding for design for Gandy Boulevard from 4th Street to the bridge as well as design funding for portions of US 19 in northern Pinellas County.

As Forward Pinellas strives to manage its list of priority projects so that it does not become too lengthy and the projects remain timely, few new projects are being added to the list in 2021. New projects added to the priority list in 2021 include a complete streets project on 22nd St. S in St. Petersburg, capital funding for the Cross Bay Ferry and funding for multimodal improvements to Dr. MLK Jr Blvd S in St. Petersburg.

Regarding the Transportation Alternatives Program, a call for projects was issued in 2020 for the second consecutive year using the new scoring criteria. Five applications were received from our local government partners, with four being selected for addition to the TA priority list. The projects were competitively scored independently by a number of Forward Pinellas staff members, who then came together to develop a single score for each application. This ensures a consistent approach to the application of the scoring criteria regardless of the applicant or the reviewer. The final TA priority list can be found on page 2-10.

Road Project Selection Criteria and Prioritization Process for the Congestion Management Process:

As the most densely populated county in Florida, Pinellas has many congested roadways that cannot be improved without adversely impacting neighborhoods, businesses and the environment. Therefore, it is increasingly important for the county to focus on managing its existing transportation facilities more effectively as opposed to expanding roads to address traffic congestion. Forward Pinellas seeks to improve the efficiency and safety the county's transportation system through its Congestion Management Process (CMP).

The CMP analyzes all collector and arterial roads within the county utilizing congestion and safety data. The CMP is concerned with the functioning of roads as well as alternative transportation improvements that increase the mobility of pedestrians, bicyclists and transit users.

With capacity improvements not being a practical option for improving many facilities, the CMP seeks to identify small scale and operational projects on these roads to address congestion issues.

The CMP uses strategies and performance measures to routinely monitor traffic conditions for roadways in the Forward Pinellas planning area and recommends appropriate strategies to address traffic congestion occurring on those facilities. Monitoring traffic conditions relies on systemwide traffic counts used to produce the annual roadway level of service report and countywide crash statistics. Data on trails and sidewalks is also monitored to assess travel conditions for bicyclists and pedestrians. This data is included in the annual Trends and Conditions Report and provides a report card on the County's transportation facilities regarding congestion levels, crashes, usage and other performance indicators. The Trends and Conditions Report is then used to assist in generating and prioritizing CMP projects and evaluating the effectiveness of the CMP.

The CMP is focused specifically on safety and congestion. Forward Pinellas developed a CMP Policies and Procedures Manual in 2014. This document describes the process used to respond to federal and state CMP requirements and also serves as a guideline for future CMP project selection and plan development.

Instead of producing separate priority lists for Congestion Management and Safety Projects, as in the past, Forward Pinellas incorporated these improvements into the multimodal priority list in 2018. After CMP and safety improvements are added to the multimodal priority list, they are reviewed along with other priority lists by Forward Pinellas advisory committees and the Forward Pinellas Board. The relative priority of each project is at the discretion of the Board with recommendations from each committee being considered.

In late 2020, Forward Pinellas engaged the support of a consultant to overhaul the CMP and develop a new process for evaluating congestion going forward. In future TIPs, it is expected that this new process will be engaged and incorporated into the prioritization process for the agency.

Public Transportation Project Prioritization Process:

Section 7 of the TIP, Public Transportation, includes the capital improvement programs of Clearwater Airpark, Albert Whitted Airport, Port of St. Petersburg, St. Pete Clearwater International Airport (PIE) and the Pinellas Suncoast Transit Authority (PSTA).

The prioritization of projects for the airport and seaport facilities occurs through local government budgeting processes, including the City of Clearwater for the Airpark, the City of St. Petersburg for the seaport and Albert Whitted Airport and Pinellas County for the St. Pete Clearwater International Airport.

The prioritization process of transit projects originates through the development of PSTA's annual Transit Development Plan (TDP). The TDP provides an assessment of current PSTA services as well as improvement needs over a ten-year period.

The TDP includes a list of major findings and prescribed service delivery enhancements that are based on analyses of route performance, employment growth and ridership trends. In addition, these findings and recommended improvements reflect priorities expressed by the Transit Riders Advisory Committee (TRAC) over a ten-year period. The TRAC consists of transit users and interested citizens that provide ongoing input to PSTA staff and the PSTA Board relating to the quantity and quality of fixed route and paratransit services, service enhancement priorities and proposed service and fare modifications. Input from passengers and citizens is also collected through market research studies, which identify ridership characteristics and public perceptions about PSTA services and operations. Following the adoption of the TDP in June of each year by the PSTA board, the PSTA prepares its list of capital improvement projects utilizing State and Federal funding (refer to Section 7).

Major Projects from Previous TIP:

Forward Pinellas adopted its FY 2021/2022- 2025/2026 TIP on June 9, 2021, and major projects that have been completed since the adoption of the previous TIP include the following:

Park Street widening – 82nd Avenue to 84th Lane
Haines Road reconstruction from 51st Avenue to 60th Avenue

Public Involvement:

Public involvement for development of the TIP is implemented primarily through the Forward Pinellas network of advisory committees in accordance with 23 CFR 450.316(a) and the adopted Forward Pinellas Public Participation Plan. The [Public Participation Plan](#) was amended in 2016 to incorporate legislative changes made by the Fixing America's Surface Transportation (FAST) Act with regard to public involvement, including those pertaining to the development of the TIP. It was also amended in December 2017 to reflect actions taken related to the quadrennial certification review that occurred earlier that year and, most recently, in May 2019 to reflect changes to the Forward Pinellas Title VI Plan.

There are four processes associated with the TIP that provide opportunities for public involvement. These processes are associated with the review and approval/adoption of project priority lists, FDOT's draft Work Program, the TIP and TIP amendments.

Forward Pinellas provides ample opportunities for the public to participate in the MPO planning process through its network of advisory committees and various outreach efforts. Prior to its annual adoption, the TIP is reviewed by the Technical Coordinating Committee (TCC) and the Citizens Advisory Committee (CAC). The Bicycle and Pedestrian Advisory Committee (BPAC) reviews elements of the TIP relating to bicycle and pedestrian topics. Members of all these committees include representatives from state and regional agencies, as well as citizens, law enforcement officials, school district representatives, environmental management staff, transit agency representatives and engineering and planning staff from the local governments in Pinellas County. These committees provide comments and recommendations to the Forward Pinellas Board. Advisory committee comments and recommendations related to the TIP, if any, are included in the Forward Pinellas Board agenda packet under the applicable agenda item so the board can consider the comments and/or recommendations before approving/adopting the project priority lists, the FDOT's draft Work Program, the TIP and TIP amendments.

Public hearings involving the adoption, update or amendment of the TIP are televised live on Pinellas County Connection Television, a local government access channel. Viewers may also watch the live and archived meetings from their computers, using a "Streaming Video" feature, by connecting to links from the Forward Pinellas or Pinellas County websites. Public hearings are advertised on the Forward Pinellas website, blog and through social media, including Twitter, Facebook and LinkedIn. Public hearing

notices and agenda materials to be considered by the Board in the review of a TIP item are posted on the website no less than seven business days prior to the meeting.

FDOT also holds a public hearing annually via a live webinar presentation to receive public comments on their draft Work Program. Because the draft Work Program is ultimately included in the TIP, Forward Pinellas notifies the public that it has an opportunity to submit comments. The public hearing notice is posted on the Forward Pinellas website and included in the board and advisory committee agendas (see Appendix B1). Forward Pinellas staff also cohosts a portion of FDOT's draft Work Program annual public hearing in December from Clearwater for members of the public who do not have access to a computer or wish to ask Forward Pinellas or FDOT staff questions in person.

Forward Pinellas held a public hearing on the Fall update of the FY 2020/21 – 2024/25 TIP on November 10, 2020 and on the adoption of the FY 2021/22 – 2025/26 TIP on June 9th, 2021. Informative presentations were provided preceding both public hearings that summarized the TIP and changes from the previous year. Forward Pinellas is committed to ensuring that it gives explicit consideration and response to public input. **No public comments were received during these public hearings or during the comment period prior to adopting the TIP on June 9th, 2021 (see Appendix B2).** Whenever comments are received during public hearings at Forward Pinellas Board meetings, the board considers the comments and/or recommendations before approving/adopting project priority lists, the TIP or TIP Forward Pinellas Transportation Improvement Program 2021/22– 2025/26 amendments. Any comments received before the public hearing are included in the board agenda.

Some important dates for public involvement within the annual TIP development schedule are typically as shown below. These dates may occasionally be advanced in situations when FDOT needs to accelerate its Work Program schedule.

TIP Project Priority Lists are reviewed by Forward Pinellas advisory committees in August;

TIP Project Priority Lists are adopted by Forward Pinellas in September following a public hearing;

Forward Pinellas advisory committees review new local government work programs for inclusion in the fall update of the TIP in October;

Forward Pinellas approves the fall update of the TIP following a public hearing in November or December;

The FDOT holds public hearings on its Draft Tentative Work Programs via a live webinar presentation in December;

Forward Pinellas advisory committees and the Forward Pinellas Board review the FDOT Draft Tentative Work Program in December or January;

Forward Pinellas advisory committees review the FDOT Final Tentative Work Program for inclusion in the adopted TIP in May; and

Forward Pinellas reviews the FDOT Final Tentative Work Program and approves the new TIP following a public hearing in June.

The FAST Act requires the facilitation of public participation throughout the planning process associated with Forward Pinellas projects and programs. Forward Pinellas schedules public meetings at convenient and accessible times and locations, ensures the adopted TIP and subsequent amendments are available for public viewing on the Forward Pinellas website and ensures that it is written and formatted in a manner that is easily understood by the public. The FAST Act also encourages the use of visualization techniques in the development and presentation of the TIP. Forward Pinellas develops maps and visually-enhanced summary tables that summarize major projects in the TIP, as well as an online interactive version of the TIP that provides an interactive map and summary and detailed information for each project included in the TIP.

Summary maps and tables are included in Sections 3, 8 and 9. Projects that have changed since the previous year are shaded in the tables. This serves as a visualization tool that helps the public quickly identify changes in the TIP from year to year. Forward Pinellas has also developed a GIS based interactive tool that allows the public to view TIP project information on an online, interactive map. This tool can be found here: [Interactive Transportation Improvement Program](#).

Certification:

The Pinellas County Metropolitan Planning Organization Planning Process is certified annually by FDOT and every four years by FHWA and FTA. The last FDOT annual joint certification was conducted in February/March 2020 and the last federal certification review was conducted in 2021.

Conformance with the Long-Range Transportation Plan:

The TIP document was developed in conformance with and as a component of the adopted Pinellas County 2045 Long Range Transportation Plan, also known as “Advantage Pinellas”. All projects represented within the state and local work programs that appear in the TIP are coordinated in conjunction with future transportation needs and requirements of the Plan.

Transportation Control Measures:

Transportation Control Measures (TCMs) represent those projects undertaken by the appropriate public agency to be used in reducing emissions from the transportation network to improve air quality in Pinellas County. These measures have been implemented in the past when Pinellas County was in “non-attainment” status to improve air quality conformity in compliance with federal air quality requirements and the State Implementation Plan. On June 15, 2005, the Tampa Bay airshed, which includes

Pinellas County, became an "attainment area". As such, Pinellas County has not been required to produce conformity reports demonstrating that the TIP conforms to the State Implementation Plan.

Effective October 07, 2015, the U.S. Environmental Protection Agency (EPA) strengthened the National Ambient Air Quality Standards for ground-level ozone from 75 parts per billion (ppb) to 70 ppb based on extensive scientific evidence about ozone effects on public health and welfare. The EPA made final designations of nonattainment areas in late 2017 based upon 2014-2016 air quality data. Based on current data, all of Florida is below the new standard.

If Pinellas County is redesignated as a nonattainment area in the future, the Florida Department of Environmental Protection will develop a State Implementation Plan providing for the measures necessary to bring areas into compliance with the revised standards. At this time, however, Pinellas County remains an "attainment area" and is not required to produce conformity reports demonstrating that the TIP conforms to the State Implementation Plan.

Transportation Alternatives (TA) Program:

The Transportation Alternatives (TA) Program is a competitive grant funding program administered by Forward Pinellas in its role as the Metropolitan Planning Organization for Pinellas County. The program has existed since the enactment of the Intermodal Surface Transportation Efficiency Act in 1991 when it was introduced as the Transportation Enhancement Program. The scoring and process utilized by Forward Pinellas to evaluate TA applications has gone through a number of iterations, most recently in 2019. Forward Pinellas has solicited new projects for TA funding and has included those projects on the priority list found in section 2 on page 2-10.

TA Program Project Identification:

In order to identify candidate projects for inclusion in the Transportation Improvement Program, TA Project Application forms are required to be submitted with all projects that go through the Forward Pinellas competitive scoring process. Project sponsors submit completed applications to Forward Pinellas which then forwards those that are added to the priority list to FDOT for review. Sponsoring jurisdictions assume responsibility for maintaining projects after implementation.

Local TA Program Project Application Ranking Criteria

In 2019, Forward Pinellas staff worked with a subcommittee of Bicycle Pedestrian Advisory and Technical Coordinating Committee members to develop a new application process and scoring criteria. The new scoring criteria better aligns the program with the agency's mission to focus on both transportation and land use, while also removing some of the subjectivity associated with previous scoring approaches. The new criteria were approved by the Board at its May 8, 2019 meeting. Forward Pinellas issued a call

for new TA applications in the fall of 2019 and has compiled a new list of projects for FDOT consideration for the development of the 2021/22 - 25/26 work program.

TA Program projects are ranked numerically with number one being the highest unfunded priority. Projects that are funded remain on the list without corresponding numbers indicating their ranking. Only unfunded projects are numbered as priorities. The Forward Pinellas advisory committees assist in ranking these projects, after which their recommendations are forwarded to the Forward Pinellas Board. The current priority list was approved by the Board in May 2020.

Safe Routes to School Program:

In 2015, the FDOT began handling the Safe Routes to School (SRTS) Program throughout the state. In Pinellas County, all SRTS applications are submitted to the FDOT District Seven Office. The application form is available on FDOT's website. Although Forward Pinellas no longer includes SRTS projects on the Transportation Alternatives (TA) Program priority list, FDOT requires a Forward Pinellas signature on all applications. This is intended to indicate that Forward Pinellas is aware of and supports the projects as described in the applications. Project sponsors are asked to send a copy of their applications to Forward Pinellas prior to FDOT submittal and allow at least one week for review. Copies of SRTS applications are sent to Jared Austin at jaustin@forwardpinellas.org. Electronic copies are accepted.

Annual Listing of Projects:

Pursuant to the provisions of 23 U.S.C. 134(j)(7)(B) and 49 U.S.C. 5303(j)(7)(B), Forward Pinellas publishes an annual listing of projects for which Federal funds have been obligated in the preceding year. The current listing is in Sections 5 and 7 of this document and on the Forward Pinellas website

TIP Amendments

Forward Pinellas follows the TIP amendment process requirements established by FDOT in cooperation with FHWA, Florida Division. The Office of Policy Planning (OPP) coordinates with MPOs to produce an MPO Program Management Handbook which is used to provide guidance on federal and state transportation planning requirements

As described in the MPO Program Management Handbook, proposed amendments to the TIP are brought forward by FDOT. TIP amendments are typically needed to address situations where a State Work Program project needs to be added or deleted or the fiscal constraint of the TIP is impacted. Amendments are also necessary when a project has a cost increase greater than 20% and \$2 million or a change in the scope of work.

After it is decided that a TIP amendment is necessary, FDOT makes a determination that the TIP is fiscally constrained, and that the amendment is consistent with the Forward Pinellas Long Range Transportation Plan. The TIP amendment then goes before the Technical Coordinating Committee (TCC) and Citizens Advisory Committee (CAC) for review, comment, and recommendations to the Forward Pinellas Board. The Board considers these recommendations at a scheduled public hearing. Notice of the hearing is posted on the Forward Pinellas website. An advertisement may also be published in the local daily newspaper, the Tampa Bay Times, if warranted based on the scale of the amendment. If Forward Pinellas approves the TIP amendment, an electronic signature is executed by the Forward Pinellas Executive Director (or his designee) and forwarded to FDOT for inclusion in the State Work Program.

Regarding the documentation of proposed TIP amendments, a project description and narrative is provided by FDOT in report form to the Forward Pinellas advisory committees and the Forward Pinellas Board in their agenda packets for review. These agendas are also posted on the Forward Pinellas website. In addition, after the amendments are approved, a description of each and the corresponding date of Forward Pinellas Board approval is posted on the website.

Board actions regarding TIP amendments are also documented on the Forward Pinellas board meeting summary, which is distributed to an assortment of public agencies, citizens, civic groups, and others listed on Forward Pinellas' general mailing list. Forward Pinellas Board meeting summaries and minutes from past meetings are available on the Forward Pinellas website. TIP amendments are also added to the end of the FDOT work program in Section 3 of the TIP at the time of the TIP amendment.

Citizens also have an opportunity to view public hearing proceedings regarding proposed TIP amendments through Pinellas County Connection Television (PCCTV). The link for this can be found [here](#). The meetings are televised live and broadcast again the Saturday following the meetings and throughout the month on Mondays, Wednesdays and Thursdays. This feature is typically available within a few days after each meeting.

Administrative TIP Amendments and Modifications:

Administrative TIP amendments or modifications are minor revisions that do not require public review or approval by Forward Pinellas. Examples of administrative modifications include minor changes to funding sources of previously included projects and project initiation dates. Administrative modifications are handled in accordance with Forward Pinellas' Public Participation Plan (PPP) and Chapter 5 of the MPO Program Management Handbook, as amended.

Notice of administrative TIP amendments or modifications is posted on the Forward Pinellas website.

In accordance with Forward Pinellas' [Public Participation Plan](#) the Forward Pinellas Executive Director has the authority to approve TIP amendments/modifications when needed to obtain State or Federal approval within a constrained timeframe. This typically occurs when a Forward Pinellas meeting is cancelled. Prior to signing/approving the amendment/modification, the Executive Director must consult with the Board Chairman and a report describing the change(s) must be provided at the next Board meeting.

Usually due to the cancellation of their meetings, there are occasions when the CAC and TCC do not have an opportunity to review a proposed TIP amendment or modification prior to its approval by the Forward Pinellas Board or Executive Director. In these situations, the proposed amendment/modification will be scheduled for committee review at their earliest meeting dates following its approval. The members will also be notified of the proposed amendment prior to Forward Pinellas or Executive Director action via email.

Performance Management:

Performance management is a strategic approach to planning in which an agency coordinates with decision makers, internal staff, key stakeholders and the general public to guide investment and policy decisions to improve its performance in accomplishing its mission and goals. In 2012, MAP-21 created a performance-based transportation program with the intent of increasing accountability, transparency and improving transportation investment decision-making. The FAST Act continued the performance management-based transportation program requirements created under MAP-21.

Section 2: Project Priority Lists



Hillsborough MPO
Metropolitan Planning
for Transportation



**FORWARD
PINELLAS**
Integrating Land Use & Transportation

Tampa Bay Transportation Management Area (TMA) Leadership Group

2021 Top Priorities

Approved on November 8, 2019

Funded Priorities:

- ❖ **Howard Frankland Bridge Replacement**
- ❖ **Gateway Expressway**
- ❖ **I-75 Interchange at Overpass**
- ❖ **I-75 Interchange at Big Bend Road**
- ❖ **I-275/SR 60/Westshore Interchange**
- ❖ **Central Avenue Bus Rapid Transit**

Top Priorities for the Tampa Bay Region:

- ❖ **I-275 Express Lanes from I-375 to Gandy Blvd.**
- ❖ **I-275 Operational Improvements north of downtown Tampa**
- ❖ **I-75 Interchange at Gibsonton**
- ❖ **Regional Rapid Transit in the I-275 Corridor**
- ❖ **Support HART's exploration and negotiation for use of the CSX right-of-way for passenger transportation**



Metropolitan Planning Organizations Chairs Coordinating Committee

2021 Regional Transportation Priorities

Hernando/Citrus MPO * Hillsborough MPO * Forward Pinellas Pasco County MPO *
Polk TPO * Sarasota/Manatee MPO

Funded Regional Priority Projects – *Thank you for your support!*

- ❖ Howard Frankland Bridge Replacement
- ❖ Gateway Expressway
- ❖ I-75 Interchange at Overpass Rd
- ❖ I-75 Interchange at Big Bend Road
- ❖ Suncoast Parkway 2 Expansion
- ❖ I-275/SR 60 Tampa Westshore District Interchange
- ❖ Central Avenue Bus Rapid Transit

Top Priorities for the Greater Tampa Bay Region

- ❖ I-275 Express Lanes from I-375 to Gandy Blvd.
- ❖ I-75 Interchange at Gibsonton Dr
- ❖ I-275 improvements north of Downtown Tampa (I-4 to Bearss Ave)
- ❖ Central Polk Parkway Segment 1
- ❖ US 41 from SR 44 to SR 200
- ❖ Desoto Bridge Replacement
- ❖ Bradenton-Palmetto Connector
- ❖ CR 557 from US 17/92 to I-4
- ❖ Regional Rapid Transit in the I-275 Corridor
- ❖ Support HART's exploration and negotiation for use of the CSX right-of-way for passenger transportation

Proposed Priority	FPN	Responsible Agency	Project	From	To	Description	Funded Phase	Year Funded	Status	Project is on High Injury Network or an Identified Hot Spot
-------------------	-----	--------------------	---------	------	----	-------------	--------------	-------------	--------	---

MULTIMODAL PRIORITY PROJECTS UNDER CONSTRUCTION OR FUNDED FOR CONSTRUCTION/IMPLEMENTATION

P	433880-1	FDOT	SR 686/Roosevelt Boulevard (CR 296 Connector)	49th Street North	I-275/SR 93	Construction of grade separated toll facility linking US 19 and the Bayside Bridge with I-275	CST	2017/18	Underway	X
			CR 296 (Future SR 690)/East-West 118th Avenue Expressway/Gateway Express	US 19 SR55	East of 40th Street					
P	256774-2	FDOT	US 19/SR 55 (including Republic Dr Overpass and Curlew Road Interchanges)	North of SR 580	Northside Drive	Construction of grade separated roadway improvements	CST	2021/22		X
	256774-3		Phase II – Curlew Road Interchange	Northside Drive	North of CR 95					
P	422904-2	FDOT	I-275/SR 93/Howard Frankland Bridge Replacement	North of SR 687 (4th St. N.)	North of Howard Frankland Bridge	Bridge Replacement, addition of express lanes, and a multiuse trail.	Design-Build	2019/20	Underway	
P	424501-2	FDOT	I-275 Express Lanes	South of SR 694/Gandy Boulevard	North of 4th Street North	Construction of one managed lane in each direction providing interregional connectivity from Gateway Expy and south of Gandy Blvd to Howard Frankland Bridge	Design-Build	2017/18	Underway	
P	436677-1	PSTA/HART	PSTA Regional Farebox	N/A	N/A	Implementation of a regional farebox system		2018/19	Funded in Hillsborough and Pinellas	
P	4377362	Pinellas County	Phase II - Park/Starkey Sidewalks	Ulmerton Road	East Bay Drive	Construction of continuous sidewalks along both sides of corridor	PE CST	2019/20 2021/22	Underway	
P	4400931	Pinellas County	Pinellas Trail Loop, Phase 2 North Gap (partially on Duke Energy ROW)	Enterprise Road	John Chesnut Sr. Park	Construction of Phase 2 of the Pinellas Trail Loop	Design-Build	2016/17	Underway	
P	437498-1	FDOT	Courtney Campbell Causeway Trail Overpass	SR 60/Gulf-to-Bay Boulevard at Bayshore Boulevard	N/A	Construction of a bicycle/pedestrian overpass over SR 60 near Bayshore.	CST	2023/24	Design underway	X
P	440246-1	FDOT	U.S. 19	54th Avenue South	22nd Avenue North	\$1 million Complete Streets upgrade to FDOT resurfacing project to construct a wide sidewalk on west side of roadway	CST	2021/2022	Design underway	X
P	443928-1	Oldsmar	St. Petersburg Drive	Dartmouth Avenue	Bayview Boulevard	\$1 million to supplement a City of Oldsmar Complete Streets project.	CST	2023/24		
P	443929-1	Largo	Rosery Road	Missouri Avenue	Eagle Lake Park	\$1 million to supplement a City of Largo Complete Streets project.	CST	2023/24		
P	437710-1	FDOT	Alt. US 19	South of Curlew Place	North of Country Club	Add SB left turn lane	CST	2023/24		
P	444332-1	FDOT	St. Petersburg Greater Downtown Area Network Alternatives Analysis	Downtown St. Petersburg Area		Funding to study traffic circulation in the downtown St. Petersburg area.	Study	2019/20	Underway	X

P	256881-5	FDOT	Harn Boulevard Overpass	Harn Boulevard	North of 1st Street	Construction of a pedestrian overpass across US 19	CST	2020/21	Construction Underway	
P	440093-2	Pinellas County	Pinellas Trail Loop	Ulmerton Road	Belleair Road	South Gap - Phase 2, 3, 4	CST	2023/24		
P	440093-3	Pinellas County	Pinellas Trail Loop	126th Ave N	Ulmerton Road	South Gap - Phase 1	CST	2023/24		
P	437807-2	FDOT	4th Street North and South	5th Avenue S	5th Avenue N	Urban corridor improvements including sidewalks, pedestrian signal modification and high emphasis crosswalks	CST	2022/2023		X
P	445649-1	St. Petersburg	22nd Street South	9th Avenue S	5th Avenue South	\$1 million for St. Petersburg Complete Streets Project	CST	2024/25		
P	446142-1	PSTA	Bus Replacement Capital Funding	N/A	N/A	Up to \$1.5 million of capital funding for PSTA Bus Replacements	Capital	2024/25		
P	437636-1	FDOT	Alt. US 19	at Florida Avenue	N/A	Roundabout to improve intersection safety	PE ROW CST	Underway 2020/21 2021/22		
P	447535-1	Dunedin	Skinner Boulevard Complete Streets	Alt US 19	SR 580	\$1 million for complete streets project	CST	2025/26		
P	437245-2	PSTA	Central Ave Bus Rapid Transit	N/A	N/A	Limited stop transit service from downtown St. Petersburg to the beaches	CST	Underway		
P	448486-1	FDOT	Alt US 19 and Bayshore Boulevard @ SR 536/Curlew/Causeway			Intersection improvements	DSB	2023		
P	445681-1	FDOT	Drew Street	Osceola Avenue	E. of US 19	Operational and safety improvements along the corridor.	PE	2022	Corridor study underway	X

Proposed Priority	FPN	Responsible Agency	Project	From	To	Description	Funded Phase	Year Funded	Status	Project is on High Injury Network or an Identified Hot Spot
-------------------	-----	--------------------	---------	------	----	-------------	--------------	-------------	--------	---

UNFUNDED MULTIMODAL TRANSPORTATION PRIORITY PROJECTS

1	439338-3	Forward Pinellas	Systems and Operations Planning Funds	N/A	N/A	\$600,000 annually for planning activities	N/A	N/A	N/A	
2	438747-2	FDOT	Pinellas County Model Studies	N/A	N/A	\$148,000 annually to conduct surveys to update planning models	N/A	N/A	N/A	
3	446142-1	PSTA	Bus Replacement Capital Funding, <u>including Associated Charging Infrastructure</u>	N/A	N/A	Up to \$1.5 million of capital funding for PSTA Bus Replacements <u>and associated charging infrastructure, including Solar PV, battery storage and chargers.</u>	N/A	N/A	Seeking recurring funding	
4	N/A	St. Petersburg	18th Ave S	37th St S	4th St S	Construction of separated bike lanes, trail, bike boulevard and pedestrian crossings	N/A	N/A	N/A	X
			Salt Creek Trail Ext	18th Ave S	26th Ave S					
5	N/A	Pinellas County	Duke Energy Trail Overpass	SR 60	N/A	Construction of a bicycle/pedestrian overpass at SR 60	N/A	N/A	N/A	
6	N/A	St. Petersburg	St. Pete Complete Streets project on 22nd St S	18th Ave S	11th Ave S	\$1 million for complete streets project	N/A	N/A	N/A	
7	N/A	TBARTA	TBARTA Vanpools	N/A	N/A	\$250,000 for additional vanpool services (not to fund existing services)	N/A	N/A	N/A	
8	N/A	St. Petersburg	28th Street North	30th Ave N	Roosevelt Boulevard	Construction of a separated multiuse trail, in conjunction with a section of bike boulevard.	N/A	N/A	New project from the Active Transportation Plan	
9	N/A	St. Petersburg	Duke Energy Trail Overpass	Roosevelt Blvd./Carillon	N/A	Construction of a bicycle/pedestrian overpass at Roosevelt Blvd near Carillon	N/A	N/A	New project from the Active Transportation Plan	
10	424501-5	FDOT	I-275	South of 54th Avenue South	South of Roosevelt Boulevard	Lane continuity improvements throughout the corridor. And a hardened shoulder for transit operations from I375 to Gandy Boulevard.	ROW	2020/21	Re-prioritized as the project has moved out of the Work Program	
							DSB	Unfunded		
11	448513-1	Pinellas County	Dunedin Causeway Operational Improvements	Honeymoon Island State Park	Alt US 19	Operational improvements to mitigate congestion on the Dunedin Causeway	N/A	N/A	Funding for improvements at park entrance needed	
12	448807-1	PSTA	Downtown Clearwater Intermodal Center	N/A	N/A	PSTA Intermodal Center for the downtown Clearwater area.	N/A	N/A	<i>Swapped Priority with the Gateway Intermodal Center</i>	

13	256931-4	FDOT	SR 694/ Gandy Boulevard	East of 4th Street	West of Gandy Bridge	Construction of grade separated overpass at Brighton Bay Blvd. and a trail facility crossing Tampa Bay in the corridor.	PE	2024/25	ROW and CST unfunded	X
14	433799-1	FDOT	US 19/SR 55 (including Tampa and Nebraska Interchanges)	South of CR 95	South of Pine Ridge Way West	Construction of grade separated roadway interchanges with frontage roads and pedestrian crossings every 1/4 mile.	Design	Underway	CST unfunded	X
							ROW	2026		
15	440743-1	PSTA	Clearwater Beach to TIA Regional Transit Service	Clearwater Beach	Tampa International Airport	Regional Express transit service from downtown Clearwater to Clearwater Beach.	Capital	2021/22		X
16	N/A	FDOT	Clearwater Busway	Clearwater Beach	Downtown Clearwater	PD&E Study of connections from downtown Clearwater to Clearwater Beach	N/A	N/A		X
17	256998-1	FDOT	SR 686/Roosevelt Boulevard	I-275/SR 93	West of 9 th Street North/Dr Martin Luther King Jr Street North	Construction of a connection between the Gateway Express and Roosevelt Blvd.	Design	Underway	CST unfunded	X
18	257086-1	FDOT	SR 694/Gandy Boulevard	40th Street	East of I-275 (SR 93)	Construction of frontage roads and a ramp from NB I-275 to WB Gandy Blvd.	ENV	2021/22	CST unfunded	X
19	445376-1	Pinellas County	Pinellas Trail Loop (South Gap) Phase 5	126th Avenue North	Roosevelt Boulevard	Shared Use Bike Path/Trail	N/A	N/A		
20	445376-1	Pinellas County	126th Avenue North	US 19/SR 55	34th Street	Construction of 2 lane divided continuous roadway	N/A	N/A	PDE Underway	
21	433797-1	FDOT	US 19/SR 55 (including Alderman Interchange)	North of Nebraska Avenue	South of Timberlane Road	Capacity, operational and safety improvements with pedestrian crossings every 1/4 mile.	Design	Underway	CST unfunded	X
							ROW	2026		
22	433796-1	FDOT	US 19/SR 55 (including Klosterman Interchange)	South of Timberlane Road	South of Lake Street	Capacity, operational and safety improvements with pedestrian crossings every 1/4 mile.	Design	Underway	ROW and CST unfunded	X
23	435914-2	FDOT	U.S. 19	66th Avenue North	118th Avenue North	Operational improvements along the corridor	ROW	2023/24	Corridor study underway; partial ROW funding in work program	X
22	435909-4	FDOT	Alt. US 19	Belleair Road	Pasco County Line	Operational improvements along the corridor	PE	2020/24	Was a placeholder; definitive projects to be added soon	
23	435909-3	FDOT	Alt. US 19	Park Street North	Belleair Road	Operational improvements along the corridor	PE	2020/24	Was a placeholder; definitive projects to be added soon	

24	445650-1	FDOT	SR 60 Multiuse Accommodations	Courtney Campbell Causeway Trail	Druid Road Trail	Multiuse accommodations connecting the Courtney Campbell Causeway Trail to the Druid Road Trail per the SR 60 Multimodal Implementation Plan	N/A	N/A		X
25	N/A	FDOT	Gulf Boulevard Sidewalk Improvements	195th Street	Walsingham Road	Construction of sidewalk with drainage improvements	N/A	N/A		
26	N/A	Forward Pinellas	Aerial Transit Feasibility and Operations Plan	N/A	N/A	Clearwater and downtown St. Petersburg	N/A	N/A		
26	N/A	FDOT	Gateway Intermodal Center	Gateway Area of Pinellas County	N/A	ROW acquisition	N/A	N/A	Swapped Priority with the Downtown Clearwater Intermodal Center	
27	444244-1	FDOT	4th Street Trail Connection	Gandy Boulevard	Big Island Gap Bridge	Trail connection to the Howard Frankland Bridge	N/A	N/A		X
28	444243-1	FDOT	Ulmerton Trail Connection	Fountain Parkway North	I-275	Trail connection to the Howard Frankland Bridge	N/A	N/A		X
29	444064-1	FDOT	SR 580 Corridor Study	Alt US 19	SR 584	Operational and safety improvements along the corridor.	Planning	2019/20	Corridor study underway	X
30	440245-1	FDOT	SR 693/Pasadena Ave/66th St N	Park St	N Tyrone Blvd	Operational improvements along the corridor	N/A	N/A	Corridor study completed	
31	N/A	St. Petersburg	Cross Bay Ferry	N/A	N/A	Capital funding for Cross Bay Ferry services	N/A	N/A	N/A	
32	N/A	St. Petersburg	Martin Luther King Jr St S	30th Ave S	7th Ave S	Multimodal corridor improvements to moderate traffic speeds and provide a separated bike lane	N/A	N/A	N/A	X
33	N/A	PSTA	Integrated Waterborne Transportation System - Phase 1	Clearwater Beach Maria	Dunedin Marina	NEPA Assessment, design and construction of 5 dock facilities and the acquisition of 5 vessels.	N/A	N/A	N/A	

1. Project #1 is intended for recurring annual funding of \$600,000. This includes \$100,000 for Complete Streets planning projects. This annual allotment will be set aside as higher priority projects are considered in the development of the annual FDOT Work Program. A portion of this funding is intended to support annual survey efforts to support the regional travel demand model and other transportation planning initiatives.
2. DSB = Design-Build (combines construction and design/preliminary engineering phases to reduce costs and expedite construction); PD&E-Project Development and Environment; DGN-Design; ROW-Right of Way; CST-Construction; ENV- Environmental; FY-Fiscal Year; TIP-Transportation Improvement Program; LRTP-Long Range Transportation Plan; CMAQ-Congestion Mitigation and Air Quality Improvement Program; NEPA - National Environmental Policy Act
3. Projects on this priority list need not be limited to STP funds and may be funded by other available funding sources
4. Future priorities may be drawn from the following completed corridor studies: SR 60, Alt US 19, Pasadena Ave and US 19 Frontage Roads. Corridor studies along Drew St, SR 580 and 5th Ave/Alt 19 are currently underway.

Priority	Project Number	Responsible Agency	Project	From	To	Description	Funded Phase	Year Funded	Status
TRANSPORTATION ALTERNATIVES: PRIORITY PROJECTS UNDER CONSTRUCTION OR FUNDED FOR CONSTRUCTION/IMPLEMENTATION									
P	4344971	City of St. Petersburg	Sexton Elementary School — sidewalk along 49 th St N	38th Ave N	52nd Ave N	Sidewalk	Construction	2018/19	Construction completed
P	4245647/2686A	Pinellas County	Hercules Ave/Greenbriar Blvd Sidewalk - Phase II	Sherwood St	Sunset Point Rd	Sidewalk	Construction	FY 2017/18	Construction in fall 2021
P	4245644/1512A	Pinellas County	Park Blvd/CR-694 ADA Ramp and Sidewalk Improvements	Starkey Rd	66th St N	Sidewalk	Construction	FY 2018/19	Construction completed
P	4245646/2012A	Pinellas County	Haines Bayshore Rd Sidewalk	US 49	Sunrise Blvd	Sidewalk	Construction	FY 2017/18	Construction completed
P	4344961	City of Largo	West Bay Dr Pinellas Trail Gateway	Washington Ave	4th Ave SW	Shared Use Bike Path/Trail	Construction	FY 2018/19	Construction underway
P	4157387	City of Oldsmar	Oldsmar Trail Phase 6 Extension	along Douglas Rd between Racetrack Rd and Tampa Rd	N/A	Shared Use Bike Path/Trail	Construction	FY 2018/19	Construction underway
P	4107552	City of St. Petersburg	Bayway South Trail Connection (Phase II) on the Pinellas Bayway South (SR 679)	South end of Boca Ciega Bridge	City limits south of Madonna Blvd	Shared Use Bike Path/Trail	Design-Build	FY 2017/18	Construction underway
P	4377362	Pinellas County	Starkey Rd Corridor Sidewalk Project	Bryan Dairy Rd	East Bay Dr	Sidewalk	Construction	FY 2021/22	Design underway. Scheduled in TIP for construction in FY 2021/22
P	4380221/3306A	Pinellas County	62nd Ave N Sidewalk Project	62nd St N	55th St N	Sidewalk	Construction	FY 2019/20	Construction completed
P	4400931/186A/186B	Pinellas County	Duke Energy Trail (North gap on the Duke Energy right-of-way)	the pedestrian overpass at US Hwy 19 and Enterprise Rd	Chesnut Sr Park	Shared Use Bike Path/Trail	Construction (Design-Build)	FY 2016/17	Construction underway
	186A		Phase 1 (North Gap) on the Duke Energy right-of-way	Sunset Point Rd	the pedestrian overpass at US Hwy 19 and Enterprise Rd		Construction	FY 2016/17	Construction completed for this portion of the North Gap
	186B		Phase 2 (North Gap) on the Duke Energy right-of-way	NE Coachman Rd/SR 590	Sunset Point Rd		Construction	FY 2016/17	Construction underway but nearing completion

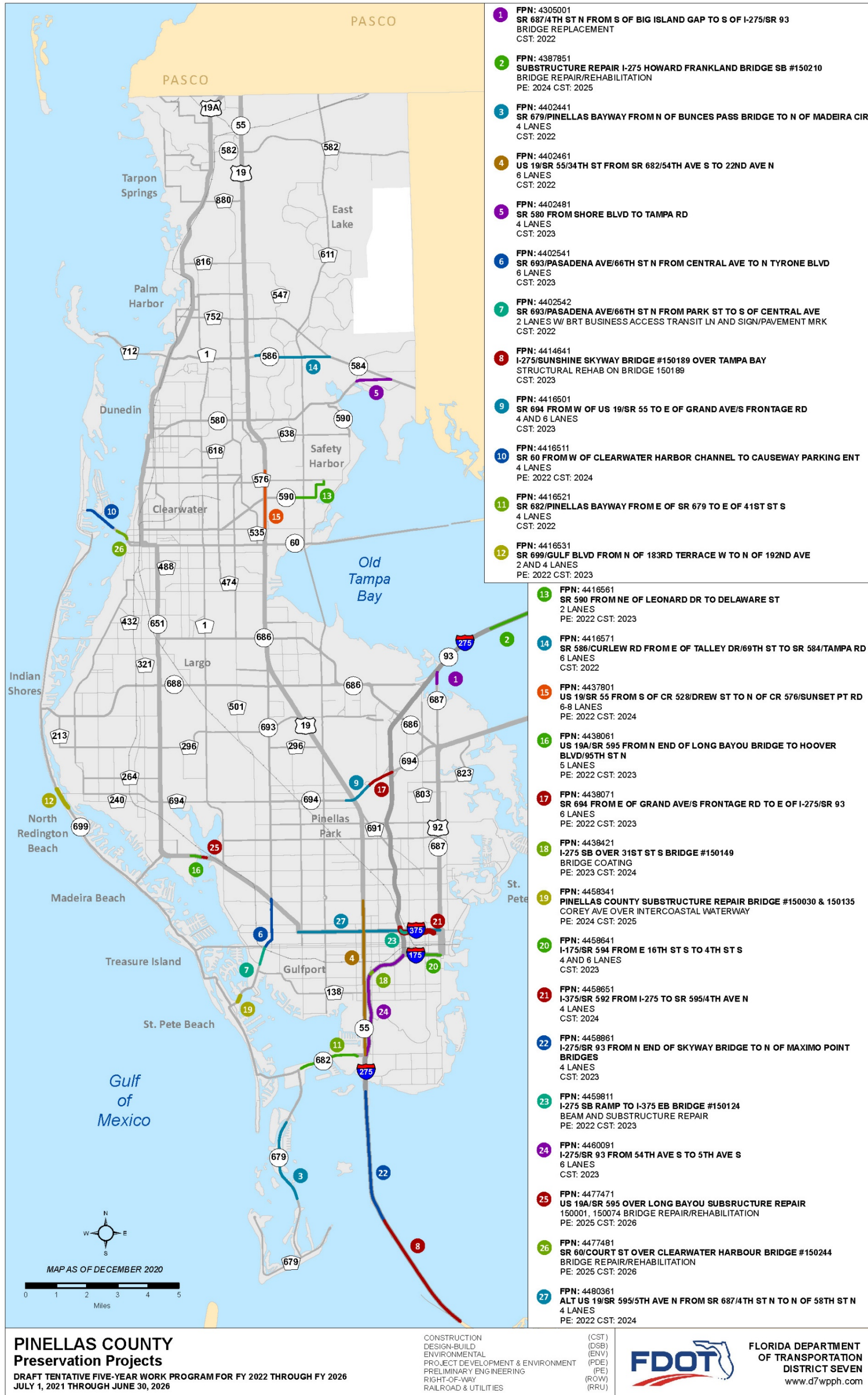
P	4374981	City of Clearwater/FDOT/SUNTrail	Courtney Campbell Causeway Recreational Trail Overpass	SR 60/Gulf-to-Bay Blvd at Bayshore Blvd	N/A	Pedestrian/Trail Overpass	Construction	FY 2023/24	Construction scheduled in TIP for 2023/24
P	4400932	Pinellas County	Pinellas Trail Loop (South Gap)	Ulmerton Rd	Haines Bayshore	Shared Use Bike Path/Trail	Construction	FY 2023/24	Construction funded in TIP 2023/24 with SU funds
P	4400933	Pinellas County	Pinellas Trail Loop (South Gap)	126th Ave N	Ulmerton Rd	Shared Use Bike Path/Trail	Construction	FY 2023/24	Construction funded in TIP in 2023/24

UNFUNDED TRANSPORTATION ALTERNATIVES PROGRAM PRIORITY PROJECTS

1	4473751	City of St. Petersburg	Central Ave Complete Streets	34th St	31st St	Complete Streets Treatments	Design	FY 2023/24	CST Unfunded
2	N/A	City of St. Petersburg	22nd St S. Complete Streets	5th Ave S	1st Ave N	Complete Streets Treatments	N/A	N/A	N/A
3	N/A	Pinellas Park	North side of 118th Ave N	Belcher Rd	62nd St N	1.6 mile long 8 foot wide trail	N/A	N/A	N/A
4	N/A	City of St. Petersburg	28th St.	1st Ave N	13th Ave N	0.9 mile long separated bike lanes	N/A	N/A	N/A
5	N/A	Pinellas County	46th St N	54th Ave N	38th Ave N	1 mile long sidewalks	N/A	N/A	N/A
6	N/A	City of St. Petersburg	62nd Av S	22nd St S	Dr. MLK Jr St	1 mile long bike lanes	N/A	N/A	N/A

Section 3: FDOT Five Year Work Program

Map 2



Map 3



PINELLAS COUNTY
Bike-Ped, Traffic Ops and Safety
 DRAFT TENTATIVE FIVE-YEAR WORK PROGRAM FOR FY 2022 THROUGH FY 2026
 JULY 1, 2021 THROUGH JUNE 30, 2026

CONSTRUCTION
 DESIGN-BUILD
 ENVIRONMENTAL
 PROJECT DEVELOPMENT & ENVIRONMENT
 PRELIMINARY ENGINEERING
 RIGHT-OF-WAY
 RAILROAD & UTILITIES

(CST)
 (DSB)
 (ENV)
 (PDE)
 (PE)
 (ROW)
 (RRU)



FLORIDA DEPARTMENT OF TRANSPORTATION
DISTRICT SEVEN
 www.d7wpph.com

Table 1 Summary Table of Road Projects in the State Five Year Work Program FY 2021/22-2025/26

Project Number	Location	Project Description	Status
433880-1*	Gateway Expressway/118 th Ave N/CR 296 (Future 690) from US 19 (SR 55) to E of 28 th St N	New Road Construction	DSB underway CST Complete 2021
424501-2*	I-275 (SR 93) from S of Gandy Blvd (SR 694) to N of 4 th St N	Interstate Express Lanes	DSB underway CST Complete 2021 Repayments Scheduled 2022-2024
424501-5 MAP 1: Project 4	I-275 (SR 93) from 54 th Ave S to Gandy Blvd	Add Lanes and Reconstruct	ROW Underway; DSB Deferred to 2027
422904-2*	I-275 (Howard Frankland) from N of SR687(4TH ST N) to N of Howard Frankland	Bridge Replacement and Add Lanes	DSB Underway CST Complete 2021 Repayments Scheduled 2022-2027
422904-9*	I-275 (SR 93) NB Howard Frankland Bridge	Bridge Replacement and Add Lanes	CST Underway
257086-1*	SR 694 (Gandy Blvd) from E of US 19 (SR55) to E of I-275 (SR93)	Add Lanes & Reconstruction 4 to 6 lanes	PE underway, ROW underway, ENV underway
256931-4/ 441250-2 MAP 1: Project 3	SR 694 (Gandy Blvd) from E of 4 th St to W of Gandy Bridge	Add Lanes & Reconstruction	PE 2023/24
256774-2 MAP 1: Project 1	US 19 (SR 55) from N of SR 580 (Main St) to Northside Dr (Phase I including Republic Dr overpass)	Add Lanes, Reconstruction, Resurfacing and New Interchange	PE underway, ROW underway, CST 2021/22
256774-3 MAP 1: Project 2	US 19 (SR 55) from Northside Dr to North of CR 95 (Phase II including Curlew Rd Interchange)	Add Lanes, Reconstruction, Resurfacing and New Interchange	PE underway, CST 2021/22
433797-1 MAP 1: Project 5	US 19 (SR 55) from N of Nebraska Ave to S of Timberlane Rd (Interchanges at Alderman Rd and Innisbrook/Citrus Dr)	Add Lanes, Reconstruction and New Interchanges	PE underway, ROW 2025/26 CST Added to 2027
433796-1*	US 19 (SR 55) from S of Timberlane Rd to S of Lake St (Interchanges at Klosterman Rd and Mango St)	Add Lanes, Reconstruction and New Interchanges	PE underway ROW Deferred FY 27
439516-1*	Sunshine Skyway fishing pier bridge repair	Bridge Repair/Rehabilitation	CST Underway
410755-2*	SR 679 (Pinellas Bayway) Structure E Intercoastal Waterway	Bridge Replacement and Repaving	DSB Underway
437710-1*	Alt US 19 (SR 595)/S Pinellas Ave from S of Curlew Pl to N of Country Club Ct	Intersection Improvements	PE 2021/22, CST 2023/24
435909-3*	Alt US 19 (SR 595) Corridor Study I from Park St N to Belleair Rd	Operational Improvements	PE 2021/22
435909-4*	Alt US 19 (SR 595) Corridor Study II from Belleair Rd to Pinellas/Pasco County Line	Operational Improvements	PE 2021/22
435914-2 MAP 3: Project 1	US 19 (SR 55) from 66 th Ave N to SR 690/118 th Ave N	Interchange & Operational Improvements	PE Underway, ROW 2022/23-2024/25
436056-1*	Brooker Creek Bridge from 10 th Ave S to 11 th Ave S	Bridge Replacement	CST Underway
430501-1*	Dr Martin Luther King Jr St S (9 th St S) between 6 th Ave S and 7 th Ave S	Bridge Replacement	CST Underway
439401-1 MAP 3: Project 9	US 92/SR 687/4 th St N from 30 th Ave N to 94 th Ave N	Operational & Safety Improvements	PE Underway, CST 2022/23
437625-1*	US 19 (SR 55)/34 th St N from N of 44 th Ave N to N of Park Blvd	Resurfacing & Operational Improvements	PE underway, CST 2020/21
441650-1 MAP 2: Project 9	SR 694 from W of US 19 (SR 55) to E of Grand Ave/S Frontage Rd	Resurfacing	PE Underway, CST to 2022/23
432587-1*	SR 679 (Pinellas Bayway) from N end of Boca Ciega Bridge to SR 682 (54 th Ave S)	Resurfacing	DSB underway
437626-1*	SR 584/SR 580/Tampa Rd from Tampa Rd/Curlew Rd to St. Petersburg Dr	Resurfacing	CST Underway
437624-1*	Alt US 19 (SR 595)/Seminole Blvd from 101 st Ave N to East Bay Dr/Missouri Ave	Resurfacing	PE underway, CST Deferred 2020/21
430500-1 MAP 2: Project 1	SR 687/4 th Street N From South of I-275/SR 93 to North of 119TH Ave	Bridge Replacement	PE Underway, CST 2021/22
437807-2 MAP 3: Project 8	US 92/SR 687/4 th St N & S from 5 th Ave N to 5 th Ave S	Urban Corridor Improvements	PE 2020/21, CST 2022/23
440244-1 MAP 2: Project 3	SR679/Pinellas Bayway from N of Bridge 150243 to N of Madeira Circle	Resurfacing	PE Underway, CST 2021/22

Project Number	Location	Project Description	Status
440246-1 MAP 2: Project 4	US 19/SR55/34th St from SR 682/54th Ave S to 22 ND Ave N	Resurfacing	PE Underway, CST 2021/22
441464-1 MAP 2: Project 8	I-275/Sunshine Skyway Bridge # 150189 over Tampa Bay	Bridge Repair/ Rehabilitation	PE 2020/21, CST 2022/23
439553-1*	I-275/Sunshine Skyway Bridge # 150189 over Tampa Bay	Bridge Repair/ Rehabilitation	PE underway, CST 2020/21
441652-1 MAP 2: Project 11	SR 682/Pinellas Bayway from E of SR 679 to E of 41st St S	Resurfacing	PE Underway, CST 2021/22
441657-1 MAP 2: Project 14	SR 586/Curlew Rd from E of Talley Dr/69th St to SR 584/Tampa Rd	Resurfacing	PE Underway, CST 2021/22
443600-1*	40th Avenue NE over Placido Bayou	Bridge Replacement	CST Underway Reimbursement Scheduled 2022-2024
439548-1*	SR 55/US 19 over SR 688/Ulmerton RD at Bridge #150204	Bridge Repair/Rehabilitation	CST 2022/23
439565-1*	Moveable Bridge Repair Pinellas County (Multiple Locations)	Bridge Repair/Rehabilitation	PE Underway, CST 2020/21
443836-1*	Pinellas County Substructure Repair (Various Locations)	Bridge Repair/Rehabilitation	PE 2021/22, CST 2022/23
443842-1*	I-275 SB Over 31 ST ST S Bridge #150149	Bridge Repair/Rehabilitation	PE 2022/23, CST 2023/24
443928-1 MAP 3: Project 18	St. Petersburg DR E from S Bayview to Dartmouth AVE	Urban Corridor Improvements	CST 2023/24
443929-1 MAP 3: Project 19	Rosery RD from Missouri Ave to Eagle Lake Park	Urban Corridor Improvements	CST 2023/24
433799-1 MAP 1: Project 6	US 19 (SR 55) From N of CR 95 to S of Pine Ridge Way S	Interchange (NEW)	PE Underway, CST Deferred 2025/26
437636-1 MAP 3: Project 4	ALT US 19/SR 595/PALM HARBOR BLVD @ FLORIDA AVE	Roundabout to Improve Intersection Safety	PE Underway, CST 2021/22
438785-1 MAP 2: Project 2	SUBSTRUCTURE REPAIR I-275 HOWARD FRANKLAND BRIDGE SB #150210	Bridge Repair and Rehabilitation	PE Deferred 2023/24, CST 2024/25
440248-1 MAP 2: Project 5	SR 580 FROM SHORE BLVD TO TAMPA RD	Resurfacing	PE Underway, CST 2022/23
440254-1 MAP 2: Project 6	SR 693/PASADENA AVE/66TH ST N FROM PARK ST TO N TYRONE BLVD	Resurfacing	PE Underway, CST 2022/23
441653-1 MAP 2: Project 12	SR 699/GULF BLVD FROM N OF 183RD TERRACE W TO N OF 192ND AVE	Resurfacing	PE Underway, CST 2022/23
441656-1 MAP 2: Project 13	SR 590 FROM NE OF LEONARD DR TO DELAWARE	Resurfacing	PE Underway, CST 2022/23
441656-2*	SR 590 FROM NE OF LEONARD DR TO DELAWARE ST	Urban Corridor Improvements	CST 2022/23
443580-1 MAP 3: Project 15	TARPON AVENUE FROM S HUEY AVENUE TO US HWY 19	Intersection Improvements	CST 2021/22
443806-1 MAP 2: Project 16	US 19A/SR 595 FROM S END OF LONG BAYOU BRIDGE TO HOOVER BLVD/95TH ST N	Resurfacing	PE Underway, CST 2022/23
443807-1 MAP 2: Project 17	SR 694 FROM E OF GRAND AVE/S FRONTAGE RD TO E OF I-275/SR 93	Resurfacing	PE Underway, CST 2022/23
445437-1 MAP 1: Project 8	RIDGEMOOR BLVD & BROOKER CREEK AT BROOKER CREEK BRIDGE #154153	Bridge Replacement	PE 2022/23, CST 2024/25
445649-1 MAP 3: Project 20	22ND ST S FROM 11TH AVE S TO 5TH AVE S	Urban Corridor Improvements	CST 2024/25
445830-1*	PINELLAS COUNTY DRAINAGE REPAIRS VARIOUS LOCATIONS	Bridge Repair and Rehabilitation	PE 2022/23, CST Advanced 2023/24
445834-1 MAP 2: Project 19	PINELLAS COUNTY SUBSTRUCTURE REPAIR VARIOUS LOCATIONS	Bridge Repair and Rehabilitation	PE 2023/24, CST 2024/25
445865-1 MAP 2: Project 21	I-375/SR 592 FROM I-275 TO SR 595/4TH AVE N	Pavement Rehabilitation	PE Underway, CST Deferred 2023/24

Project Number	Location	Project Description	Status
445886-1 MAP 2: Project 22	I-275/SR 93 FROM N END OF SKYWAY BRIDGE TO N OF MAXIMO POINT BRIDGES	Resurfacing	PE Underway, CST 2022/23
445981-1 MAP 2: Project 23	I-275 SB RAMP TO I-375 EB BRIDGE 150124	Bridge Repair and Rehabilitation	PE 2021/22, CST 2022/23
443412-1 MAP 1: Project 7	FOREST LAKES BLVD FROM SR 580 TO SR 584/TAMPA RD	Add Lanes and Rehabilitate	PE: 2022/2023, ROW: 2024/2025
446009-1 MAP 2: Project 24	I-275/SR 93 FROM 54TH AVE S TO 5TH AVE S	Pavement Rehabilitation	PE Underway, CST 2022/23
440254-2 MAP 2: Project 7	SR 693/PASADENA AVE/66TH ST N FROM PARK ST TO S OF CENTRAL AVE	Resurfacing	PE Underway, CST 2021/22
440254-3 MAP 3: Project 12	SR 693/PASADENA AVE/66TH ST N FROM MATHEWS RD/SHORE DR TO N OF PARK ST	Signing/Pavement Markings	PE Underway, CST 2021/22
441651-1 MAP 2: Project 10	SR 60 FROM W OF CLEARWATER HARBOR CHANNEL TO CAUSEWAY PARKING ENT	Resurfacing	PE Added 2021/22, CST Added 2023/24
443780-1 MAP 2: Project 15	US 19/SR 55 FROM S OF CR 528/DREW ST TO N OF CR 576/SUNSET PT RD	Resurfacing	PE Added 2021/22, CST Added 2023/24
443780-2 MAP 3: Project 17	US 19/SR 55 FROM S OF CR 528/DREW ST TO N OF CR 576/SUNSET PT RD.	Urban Corridor Improvements (Complete Streets)	PE Added 2021/22, CST Added 2023/24
443842-1 MAP 2: Project 18	I-275 SB OVER 31ST ST S BRIDGE # 150149	Bridge Repair/Rehabilitation	PE Added 2022/23, CST Added 2023/24
445681-1 MAP 3: Project 21	SR 590/DREW ST FROM OSCEOLA AVE TO US 19	Urban Corridor Improvements (Complete Streets)	PE Underway, CST Added 2023/24
445864-1 MAP 2: Project 20	I-175/SR 594 FROM E 16TH STREET S TO 4TH STREET S	Rigid Pavement Rehabilitation	PE Underway, CST Added 2022/23
445886-1*	I-275/SR 93 FROM N END OF SKYWAY BRIDGE TO N OF MAXIMO POINT BRIDGES	Resurfacing	PE Underway, CST Added 2022/23
447374-1 MAP 3: Project 22	28TH ST N FROM PINELLAS TRAIL TO 1ST AVE N	Urban Corridor Improvements	PE Added 2023/24, CST Added 2025/26
447375-1 MAP 3: Project 23	CENTRAL AVE FROM 34TH ST TO 31ST ST	Urban Corridor Improvements	PE Added 2023/24
447535-1 MAP 3: Project 24	SR 580/SKINNER BLVD FROM ALT US 19/BROADWAY TO MAIN ST/BASS BLVD	Urban Corridor Improvements (Complete Streets)	CST Added 2025/26
447747-1 MAP 2: Project 25	US 19A/SR 595 OVER LONG BAYOU SUBSTRUCTURE REPAIR	Bridge Repair/ Rehabilitation	PE Added 2024/25, CST Added 2025/26
447746-1*	PINELLAS COUNTY VARIOUS LOCATIONS CULVERTS SUBSTRUCTURE REPAIR	Bridge Repair/Rehabilitation	PE Added 2024/25, CST Added 2025/26
447748-1 MAP 2: Project 26	Project Description: SR 60/COURT ST OVER CLEARWATER HARBOUR BRIDGE #150244	Bridge Repair/Rehabilitation	PE Added 2024/25, CST Added 2025/26
448036-1 MAP 2: Project 27	ALT US 19/SR 595/5TH AVE N FROM SR 687/4TH ST N TO N OF 58TH ST N	Urban Corridor Improvements (Complete Streets)	PE Added 2021/22, CST Added 2023/24
448221-1 MAP 3: Project 26	US 19A/SR 595/5TH AVE N FROM US92/SR 687/4TH ST N TO W OF 6TH ST N	Urban Corridor Improvements	PE Underway, CST Added 2021/22
448486-1 MAP 3: Project 27	ALT US 19/BAYSHORE BLVD AT SR 586/CURLEW RD/CAUSEWAY BLVD	Intersection Improvement	PE 2022/23

Notes:

- 1) DSB = Design-Build (combines construction and design/preliminary engineering phases to reduce costs and expedite construction); CST = Construction; PE = Preliminary Engineering; ROW = Right-of-Way; PD&E = Project Development and Environment study. Status column of shaded projects indicates change from previous year TIP.
- 2) This project summary table does not include projects such as landscaping, drainage work, railroad crossings and routine maintenance and repairs.
- 3) This table is presented as a summary version of the FY 2020/21 - 2024/25 State Five Year Work Program as of April 15th, 2020.
- 4) * Indicates a project not included on the projects maps.

Table 2 Summary Table of Bicycle/Pedestrian Projects in the State Five Year Work Program FY 2021/22-2025/26

Project Number	Location	Project Description	Status
410755-2*	Bayway South Trail Connection (Phase I) on the Pinellas Bayway South (SR 679) from N end of Boca Ciega Bridge to SR 682/54 th Ave S Bayway South Trail Connection (Phase II) from S end of Boca Ciega Bridge to City limits S of Madonna Blvd	Bike Path/Trail	CST Underway
415738-7*	Oldsmar Trail Phase 6 Extension along Douglas Rd between Racetrack Rd and Tampa Rd	Shared Use Bike Path/Trail	CST 2018/19
424564-7/2686A*	Hercules Ave/Greenbriar Blvd (Phase II) from Sherwood St to Sunset Point Rd	Sidewalk	CST Underway
437736-2 MAP 3: Project 6	Starkey Rd Corridor Sidewalk Project (Bryan Dairy Rd to East Bay Dr)	Sidewalk	PE Underway, CST 2021/22
256881-5*	US 19 (SR 55) (N of Harn Blvd)	Pedestrian Overpass	CST Underway
438022-1/3306A*	62 nd Ave N Sidewalk (62 nd St N to 55 th St N)	Sidewalk	CST Underway
434496-1*	West Bay Dr Pinellas Trail Gateway (from Washington Ave to 4 th Ave SW)	Shared Use Bike Path/Trail	CST Underway
437498-1 MAP 3: Project 3	Courtney Campbell Causeway (SR 60) Pedestrian Overpass at Bayshore Blvd	Pedestrian Overpass	PE Underway, CST 2023/24
441215-1 MAP 3: Project 13	71 st St N Trail from the Fred Marquis Pinellas Trail to 38 th Ave N	Shared Use Bike Path/Trail	PE 2021/22, CST 2023/2024
440093-2 MAP 3: Project 10	Pinellas Trail Loop - PH 3 from Ulmerton Rd to Belleair Rd	Bike Path/Trail	PE 2021/2022, CST 2023/24
440093-3 MAP 3: Project 11	Pinellas Trail Loop - PH 4 from 126 th Ave N to Ulmerton Rd	Bike Path/Trail	PE 2021/22, CST 2023/24
442955-1 MAP 3: Project 14	42 nd Ave N From 46 th St N to 35 th St N	Sidewalk	CST 2022/23
443581-1 MAP 3: Project 16	North Shore Elementary SRTS Various Locations	Sidewalk	PE 2022/23, CST Added 2025/26
436697-2 MAP 3: Project 2	SR 699/GULF BLVD FROM PARK BLVD TO WALSINGHAM ROAD.	Sidewalk	PD&E 2021/22

Notes:

- 1) DSB = Design-Build (combines construction and design/preliminary engineering phases to reduce costs and expedite construction); CST = Construction; PE = Preliminary Engineering; PD&E = Project Development and Environment; SRTS = Safe Routes to School. Status column of shaded projects indicates change from previous year TIP.
- 2) The term "Bicycle Facilities" may include bicycle paths, trails and/or lanes.
- 3) This project summary table does not include projects such as drainage work, landscaping, railroad crossings and routine maintenance and repairs.
- 4) This table is presented as a summary version of the FY 2020/21 - 2024/25 State Five Year Work Program as of April 15th, 2020.
- 5) Some projects shown on this table and corresponding maps are not listed in the FDOT Final Tentative Work Program, because they are managed by Pinellas County and receive state funding. These projects are, however, included in Pinellas County's Capital Improvements Program (CIP) and are included in Section 8 of the TIP.
- 6) * Indicates a project not included on the projects map.

Table 3 Summary Table of ATMS/ITS Projects in the State Five Year Work Program FY 2021/22-2025/26

Project Number	Location	Project Description	Status
434891-1/2598A*	Alternate US 19 S (SR 595) from 34 th St S to SR 60	ITS/ATMS Improvements	CST Underway
436678-1/2599A*	I-275 (SR 93)/I-375/Bayshore Dr (Downtown St. Petersburg)	ITS Communication System	PE Underway, CST 2021/22
437046-1/2601A*	Phase 3 ATMS Expansion (various locations)	ATMS Improvements	CST 2018/19
437047-1/2600A*	CR 611 (49 th St N) from 46 th Ave N to SR 60	ITS Communication System	Deferred Project from 2018/19 to 2019/20; CIGP per agency request
437046-1/1030A*	Belcher Rd from Druid Rd to Park Blvd N	ATMS Improvements	CST Underway
429068-1/1031A*	Gulf Blvd from Belleair Beach Causeway (SR 686) to S of 35 th Ave/Pinellas Bayway	ATMS Improvements	CST Underway
437046-1/197A*	Main St (SR 580), Curlew Rd (SR 586) and Tampa Rd (SR 584) from Alt US 19 (SR 595) to the Hillsborough County Line	ITS/ATMS Improvements	CST Underway
437046-1/3145A*	66 th St N (SR 693) from Park Blvd to US Hwy 19 N (SR 55)	ATMS Improvements	CST Underway
443353-1*	I-275 Skyway Bridge from Southern end to Northern end.	ITS Surveillance System	CST Underway
448509-1*	DUHME RD/113TH ST FROM SR 666/TOM STUART CSWY TO SR 688/ULMERTON RD	ATMS – Arterial Traffic Management	PE Added to 2023/24, CST Added 2025/26
448510-1*	ALDERMAN RD FROM US ALT 19/PALM HARBOR BLVD TO US 19/SR 55	ATMS Arterial Traffic Management	PE Added to 2022/23, CST 2024/25
448511-1*	SR 590/DREW ST FROM FR HARRISON RD TO US 19/SR 55	ATMS Arterial Traffic Management	PE Added to 2022/23, CST 2024/25
448512-1*	SR 580/SKINNER/MAIN FROM US ALT 19/SR 580/BROADWAY TO US 19	ATMS Arterial Traffic Management	CST Added 2023/24
448513-1*	R 586/CAUSEWAY BLVD/CURLEW RD FROM HONEYMOON PARK ENTRANCE TO US 19	ATMS Arterial Traffic Management	CST Added 2023/24

Notes:

1. DSB = Design-Build (combines construction and design/preliminary engineering phases to reduce costs and expedite construction); CST = Construction; PE = Preliminary Engineering; PD&E = Project Development and Environment; SRTS = Safe Routes to School. Status column of shaded projects indicates change from previous year TIP.
2. This project summary table does not include projects such as drainage work, landscaping, railroad crossings and routine maintenance and repairs.
3. This table is presented as a summary version of the FY 2020/21 – 2024/25 State Five Year Work Program as of April 15th, 2020.
4. Some projects shown on this table and corresponding maps are not listed in the FDOT Final Tentative Work Program, because they are managed by Pinellas County and receive state funding. These projects are, however, included in Pinellas County's Capital Improvements Program (CIP) and are included in Section 8 of the TIP.
5. * Indicates a project not included on the projects map.

5 Year TIP
View 5 Year TIP Phase Grouping Crosswalk
DISTRICT 7

Fund	<2022	2022	2023	2024	2025	2026	>2026	All Years
HIGHWAYS								
Item Number: 000101-1 Project Description: TOLL OPERATIONS SUNSHINE SKYWAY *SIS*								
District: 07 County: PINELLAS Type of Work: TOLL PLAZA Project Length: 4.288								
OPERATIONS / MANAGED BY FDOT								
D -UNRESTRICTED STATE PRIMARY	89,776	0	0	0	0	0	0	89,776
TO01 -SUNSHINE SKYWAY	86,258,763	4,664,477	4,357,477	4,357,477	4,400,000	3,807,000	15,014,000	122,859,194
Item 000101 1 Totals:	86,348,539	4,664,477	4,357,477	4,357,477	4,400,000	3,807,000	15,014,000	122,948,970
Project Total:	86,348,539	4,664,477	4,357,477	4,357,477	4,400,000	3,807,000	15,014,000	122,948,970

Fund	<2022	2022	2023	2024	2025	2026	>2026	All Years
Item Number: 000153-1 Project Description: TOLL OPERATIONS PINELLAS BAYWAY *SIS*								
District: 07 County: PINELLAS Type of Work: TOLL PLAZA Project Length: 1.016								
OPERATIONS / MANAGED BY FDOT								
TO03 -PINELLAS BAYWAY	36,216,691	1,571,000	1,571,000	1,571,000	1,571,000	1,571,000	6,213,000	50,284,691
Item 000153 1 Totals:	36,216,691	1,571,000	1,571,000	1,571,000	1,571,000	1,571,000	6,213,000	50,284,691
Project Total:	36,216,691	1,571,000	1,571,000	1,571,000	1,571,000	1,571,000	6,213,000	50,284,691

Fund	<2022	2022	2023	2024	2025	2026	>2026	All Years
Item Number: 256774-2 Project Description: US 19 (SR 55) FROM N OF SR 580 (MAIN ST) TO NORTHSIDE DR *SIS*								
District: 07 County: PINELLAS Type of Work: ADD LANES & RECONSTRUCT Project Length: 1.028								
Extra Description: RECONSTRUCT US 19 WITH FRONTAGE ROADS, GOES WITH SEGMENT 3								
PRELIMINARY ENGINEERING / MANAGED BY FDOT								
ACSA -ADVANCE CONSTRUCTION (SA)	200,000	0	0	0	0	0	0	200,000
BRRP -STATE BRIDGE REPAIR & REHAB	104	0	0	0	0	0	0	104
CM -CONGESTION MITIGATION - AQ	224,698	0	0	0	0	0	0	224,698
DDR -DISTRICT DEDICATED REVENUE	115,398	0	0	0	0	0	0	115,398
DEM -ENVIRONMENTAL MITIGATION	3,946	0	0	0	0	0	0	3,946
DEMW -ENVIRONMEN MITIGATION-WETLANDS	657	0	0	0	0	0	0	657
DIH -STATE IN-HOUSE PRODUCT SUPPORT	196,001	0	0	0	0	0	0	196,001
DS -STATE PRIMARY HIGHWAYS & PTO	711,725	0	0	0	0	0	0	711,725
SA -STP, ANY AREA	2,273,888	0	0	0	0	0	0	2,273,888
SU -STP, URBAN AREAS > 200K	5,286,926	0	0	0	0	0	0	5,286,926
RIGHT OF WAY / MANAGED BY FDOT								
ACNP -ADVANCE CONSTRUCTION NHPP	3,723,731	0	0	0	0	0	0	3,723,731
ACSU -ADVANCE CONSTRUCTION (SU)	594,269	0	0	0	0	0	0	594,269
DI -ST. - S/W INTER/INTRASTATE HWY	247,168	0	0	0	0	0	0	247,168
DIH -STATE IN-HOUSE PRODUCT SUPPORT	365,818	0	0	0	0	0	0	365,818
DS -STATE PRIMARY HIGHWAYS & PTO	164,651	0	0	0	0	0	0	164,651
NHPP -IM, BRDG REPL, NATNL HWY-MAP21	5,908,669	0	0	0	0	0	0	5,908,669
SU -STP, URBAN AREAS > 200K	250,000	0	0	0	0	0	0	250,000
RAILROAD & UTILITIES / MANAGED BY FDOT								
LF -LOCAL FUNDS	0	6,000,000	0	0	0	0	0	6,000,000
CONSTRUCTION / MANAGED BY FDOT								
ACNP -ADVANCE CONSTRUCTION NHPP	0	51,677,649	0	0	0	0	0	51,677,649
DDR -DISTRICT DEDICATED REVENUE	0	2,162,110	116,994	0	0	0	0	2,279,104
DIH -STATE IN-HOUSE PRODUCT SUPPORT	0	1,117,899	0	0	0	0	0	1,117,899
LF -LOCAL FUNDS	0	500,000	0	0	0	0	0	500,000
REPE -REPURPOSED FEDERAL EARMARKS	0	880,602	0	0	0	0	0	880,602
SU -STP, URBAN AREAS > 200K	0	27,258,906	0	0	0	0	0	27,258,906
CONTRACT INCENTIVES / MANAGED BY FDOT								
DDR -DISTRICT DEDICATED REVENUE	0	0	0	0	5,000,000	0	0	5,000,000
ENVIRONMENTAL / MANAGED BY FDOT								
DDR -DISTRICT DEDICATED REVENUE	11,390	25,000	0	0	0	0	0	36,390
Item 256774 2 Totals:	20,279,039	89,622,166	116,994	0	5,000,000	0	0	115,018,199

Item Number: 256774-3 Project Description: US 19 (SR 55) FROM NORTHSIDE DR TO NORTH OF CR 95 *SIS*								
District: 07 County: PINELLAS Type of Work: ADD LANES & RECONSTRUCT Project Length: 1.282								
Extra Description: RECONST US19 W/FRONTAGE RDS, G/W SEG 2,NEW INTRCHNG @ CURLEW								
PRELIMINARY ENGINEERING / MANAGED BY FDOT								
BRRP -STATE BRIDGE REPAIR & REHAB	242	0	0	0	0	0	0	242
DDR -DISTRICT DEDICATED REVENUE	8,067,522	0	0	0	0	0	0	8,067,522
DEM -ENVIRONMENTAL MITIGATION	659	0	0	0	0	0	0	659
DEMW -ENVIRONMEN MITIGATION-WETLANDS	164	0	0	0	0	0	0	164
DIH -STATE IN-HOUSE PRODUCT SUPPORT	147,314	0	0	0	0	0	0	147,314
DS -STATE PRIMARY HIGHWAYS & PTO	1,686,013	0	0	0	0	0	0	1,686,013
RAILROAD & UTILITIES / MANAGED BY FDOT								
LF -LOCAL FUNDS	0	6,000,000	0	0	0	0	0	6,000,000
CONSTRUCTION / MANAGED BY FDOT								
ACNP -ADVANCE CONSTRUCTION NHPP	0	88,454,860	0	0	0	0	0	88,454,860

DDR -DISTRICT DEDICATED REVENUE	0	345,544	0	0	0	0	0	345,544
DIH -STATE IN-HOUSE PRODUCT SUPPORT	0	1,215,542	0	0	0	0	0	1,215,542
DS -STATE PRIMARY HIGHWAYS & PTO	256	0	0	0	0	0	0	256
LF -LOCAL FUNDS	0	500,000	0	0	0	0	0	500,000
SU -STP, URBAN AREAS > 200K	0	339,348	198,152	0	0	0	0	537,500
ENVIRONMENTAL / MANAGED BY FDOT								
DS -STATE PRIMARY HIGHWAYS & PTO	60,079	0	0	0	0	0	0	60,079
Item 256774 3 Totals:	9,962,249	96,855,294	198,152	0	0	0	0	107,015,695
Item Number: 256774-4 Project Description: US 19/SR 55 FROM PINELLAS CO GOVT ENT TO N OF PINELLAS CO GOVT ENT *SIS*								
District: 07 County: PINELLAS Type of Work: DRAINAGE IMPROVEMENTS Project Length: .050								
Extra Description: INSTALL CONCRETE AND STEEL PIPES AND MANHOLES								
CONSTRUCTION / MANAGED BY PINELLAS COUNTY BOCC								
DDR -DISTRICT DEDICATED REVENUE	224,948	0	0	0	0	0	0	224,948
LFR -LOCAL FUNDS/REIMBURSABLE	1,255,220	0	0	0	0	0	0	1,255,220
LOCAL ADVANCE REIMBURSE / MANAGED BY PINELLAS COUNTY BOCC								
DDR -DISTRICT DEDICATED REVENUE	0	1,255,220	0	0	0	0	0	1,255,220
Item 256774 4 Totals:	1,480,168	1,255,220	0	0	0	0	0	2,735,388
Project Total:	31,721,456	187,732,680	315,146	0	5,000,000	0	0	224,769,282

Fund	<2022	2022	2023	2024	2025	2026	>2026	All Years
Item Number: 433880-1 Project Description: GATEWAY EXPRESSWAY FM SR690 @ US19 & SR686 EXT @ CR611 TO W OF I-275 *SIS*								
District: 07 County: PINELLAS Type of Work: NEW ROAD CONSTRUCTION Project Length: 2.827								
PRELIMINARY ENGINEERING / MANAGED BY FDOT								
DDR -DISTRICT DEDICATED REVENUE	35,514	0	0	0	0	0	0	35,514
DI -ST. - S/W INTER/INTRASTATE HWY	4,639	0	0	0	0	0	0	4,639
DIH -STATE IN-HOUSE PRODUCT SUPPORT	1,116,108	0	0	0	0	0	0	1,116,108
DS -STATE PRIMARY HIGHWAYS & PTO	8,229,128	0	0	0	0	0	0	8,229,128
NHPP -IM, BRDG REPL, NATNL HWY-MAP21	674,119	0	0	0	0	0	0	674,119
PKYI -TURNPIKE IMPROVEMENT	26,218	0	0	0	0	0	0	26,218
RAILROAD & UTILITIES / MANAGED BY FDOT								
ACNP -ADVANCE CONSTRUCTION NHPP	3,165,952	0	0	0	0	0	0	3,165,952
DDR -DISTRICT DEDICATED REVENUE	174,587	0	0	0	0	0	0	174,587
DI -ST. - S/W INTER/INTRASTATE HWY	222,590	0	0	0	0	0	0	222,590
DS -STATE PRIMARY HIGHWAYS & PTO	109,000	0	0	0	0	0	0	109,000
LF -LOCAL FUNDS	13,043,155	0	0	0	0	0	0	13,043,155
NHPP -IM, BRDG REPL, NATNL HWY-MAP21	869,055	0	0	0	0	0	0	869,055
SIWR -2015 SB2514A-STRATEGIC INT SYS	5,000,000	0	0	0	0	0	0	5,000,000
CONTRACT INCENTIVES / MANAGED BY FDOT								
DDR -DISTRICT DEDICATED REVENUE	0	0	1,509,197	0	0	0	0	1,509,197
GFSU -GF STPBG >200 (URBAN)	2,683,028	0	0	0	0	0	0	2,683,028
SU -STP, URBAN AREAS > 200K	6,807,775	0	0	0	0	0	0	6,807,775
ENVIRONMENTAL / MANAGED BY FDOT								
DDR -DISTRICT DEDICATED REVENUE	1,628,390	0	0	0	0	0	0	1,628,390
DI -ST. - S/W INTER/INTRASTATE HWY	3,711,856	0	0	0	0	0	0	3,711,856
DS -STATE PRIMARY HIGHWAYS & PTO	117,888	0	0	0	0	0	0	117,888
GMR -GROWTH MANAGEMENT FOR SIS	2,925,780	0	0	0	0	0	0	2,925,780
DESIGN BUILD / MANAGED BY FDOT								
ACNP -ADVANCE CONSTRUCTION NHPP	14,393,746	0	0	0	0	0	0	14,393,746
CM -CONGESTION MITIGATION - AQ	1,913,647	0	0	0	0	0	0	1,913,647
DDR -DISTRICT DEDICATED REVENUE	25,946,696	0	0	0	0	0	0	25,946,696
DI -ST. - S/W INTER/INTRASTATE HWY	49,617,178	0	0	0	0	0	0	49,617,178
DIH -STATE IN-HOUSE PRODUCT SUPPORT	108,241	0	0	0	0	0	0	108,241
DIS -STRATEGIC INTERMODAL SYSTEM	6,216,944	0	0	0	0	0	0	6,216,944
DS -STATE PRIMARY HIGHWAYS & PTO	3,297,119	0	0	0	0	0	0	3,297,119
DSB1 -SKYWAY	74,761,361	0	0	0	0	0	0	74,761,361
LF -LOCAL FUNDS	56,155,653	0	0	0	0	0	0	56,155,653
NH -PRINCIPAL ARTERIALS	1	0	0	0	0	0	0	1
NHPP -IM, BRDG REPL, NATNL HWY-MAP21	173,535,365	0	0	0	0	0	0	173,535,365
PKYI -TURNPIKE IMPROVEMENT	1,523	0	0	0	0	0	0	1,523
S115 -STP EARMARKS - 2004	789,243	0	0	0	0	0	0	789,243
SA -STP, ANY AREA	59,776,408	0	0	0	0	0	0	59,776,408
SIWR -2015 SB2514A-STRATEGIC INT SYS	532,943	0	0	0	0	0	0	532,943
STED -2012 SB1998-STRATEGIC ECON COR	569,136	0	0	0	0	0	0	569,136
SU -STP, URBAN AREAS > 200K	2,467,989	0	0	0	0	0	0	2,467,989
TOBD -I-95 EXPRESS LANES	66	0	0	0	0	0	0	66
TRIP -TRANS REGIONAL INCENTIVE PROGM	4,476,570	0	0	0	0	0	0	4,476,570
TRWR -2015 SB2514A-TRAN REG INCT PRG	300,000	0	0	0	0	0	0	300,000
Item 433880 1 Totals:	525,404,611	0	1,509,197	0	0	0	0	526,913,808
Project Total:	525,404,611	0	1,509,197	0	0	0	0	526,913,808

Fund	<2022	2022	2023	2024	2025	2026	>2026	All Years
Item Number: 256931-4 Project Description: US 92/SR 600/SR687/SR694/GANDY BLVD FROM 4TH ST TO W OF GANDY BRIDGE *SIS*								
District: 07 County: PINELLAS Type of Work: ADD LANES & RECONSTRUCT Project Length: 3.381								
Extra Description: 4 TO 6 LANES. PD&E 441250-1								
PRELIMINARY ENGINEERING / MANAGED BY FDOT								
DIH -STATE IN-HOUSE PRODUCT SUPPORT	0	0	0	1,000	0	0	0	1,000
SU -STP, URBAN AREAS > 200K	0	0	0	0	5,769,483	0	0	5,769,483
Item 256931 4 Totals:	0	0	0	1,000	5,769,483	0	0	5,770,483
Project Total:	0	0	0	1,000	5,769,483	0	0	5,770,483

Fund	<2022	2022	2023	2024	2025	2026	>2026	All Years
Item Number: 257086-1 Project Description: SR 694/GANDY BLVD FROM E OF US 19 TO E OF I-275 (SR 93) *SIS*								
District: 07 County: PINELLAS Type of Work: ADD LANES & RECONSTRUCT Project Length: 1.549								
Extra Description: 4 AND 6 LANES								

PRELIMINARY ENGINEERING / MANAGED BY FDOT									
ACSU -ADVANCE CONSTRUCTION (SU)	1,043,566	0	0	0	0	0	0	0	1,043,566
DDR -DISTRICT DEDICATED REVENUE	196,473	0	0	0	0	0	0	0	196,473
DIH -STATE IN-HOUSE PRODUCT SUPPORT	10,589	0	0	0	0	0	0	0	10,589
DS -STATE PRIMARY HIGHWAYS & PTO	953,512	0	0	0	0	0	0	0	953,512
SU -STP, URBAN AREAS > 200K	2,811,815	0	0	0	0	0	0	0	2,811,815
ENVIRONMENTAL / MANAGED BY FDOT									
ACNP -ADVANCE CONSTRUCTION NHPP	0	514,262	0	0	0	0	0	0	514,262
DS -STATE PRIMARY HIGHWAYS & PTO	26,743	50,000	0	0	0	0	0	0	76,743
SU -STP, URBAN AREAS > 200K	0	695,738	0	0	0	0	0	0	695,738
Item 257086 1 Totals:	5,042,698	1,260,000	0	0	0	0	0	0	6,302,698
Project Total:	5,042,698	1,260,000	0	0	0	0	0	0	6,302,698

Fund	<2022	2022	2023	2024	2025	2026	>2026	All Years	
Item Number: 422904-2 Project Description: I-275 (HOWARD FRKL) FROM N OF SR687(4TH ST N) TO N OF HOWARD FRANKLAND *SIS*									
District: 07 County: PINELLAS Type of Work: BRIDGE-REPLACE AND ADD LANES Project Length: 10.550									
Extra Description: INTERSTATE MODIFICATION SECTION 3									
PRELIMINARY ENGINEERING / MANAGED BY FDOT									
ACBR -ADVANCE CONSTRUCTION (BRT)	3,141,430	0	0	0	0	0	0	3,141,430	
BRP -STATE BRIDGE REPLACEMENT	1,288,261	0	0	0	0	0	0	1,288,261	
DDR -DISTRICT DEDICATED REVENUE	37,829	0	0	0	0	0	0	37,829	
DEM -ENVIRONMENTAL MITIGATION	230	0	0	0	0	0	0	230	
DI -ST. - S/W INTER/INTRASTATE HWY	1,388	0	0	0	0	0	0	1,388	
DS -STATE PRIMARY HIGHWAYS & PTO	682,424	0	0	0	0	0	0	682,424	
NHBR -NATIONAL HIGHWAYS BRIDGES	1,567,665	0	0	0	0	0	0	1,567,665	
PKYI -TURNPIKE IMPROVEMENT	417,780	0	0	0	0	0	0	417,780	
CONTRACT INCENTIVES / MANAGED BY FDOT									
DDR -DISTRICT DEDICATED REVENUE	0	0	2,000,000	0	0	0	0	2,000,000	
ENVIRONMENTAL / MANAGED BY FDOT									
ACBR -ADVANCE CONSTRUCTION (BRT)	50,001	0	0	0	0	0	0	50,001	
DESIGN BUILD / MANAGED BY FDOT									
ACBR -ADVANCE CONSTRUCTION (BRT)	34,467,872	0	0	0	0	0	0	34,467,872	
ACNP -ADVANCE CONSTRUCTION NHPP	79,889,412	0	0	0	0	0	0	79,889,412	
BNBR -AMENDMENT 4 BONDS (BRIDGES)	275,989,015	0	0	0	0	0	0	275,989,015	
BRT -FED BRIDGE REPL - ON SYSTEM	3,215,690	0	0	0	0	0	0	3,215,690	
DDR -DISTRICT DEDICATED REVENUE	776	0	1,045,000	0	0	0	0	1,045,776	
DI -ST. - S/W INTER/INTRASTATE HWY	142,105,201	0	0	0	0	0	0	142,105,201	
DS -STATE PRIMARY HIGHWAYS & PTO	74,090	0	0	0	0	0	0	74,090	
DSB1 -SKYWAY	7,919,497	0	0	0	0	0	0	7,919,497	
GFSU -GF STPBG >200 (URBAN)	6,558,502	0	0	0	0	0	0	6,558,502	
NFP -NATIONAL FREIGHT PROGRAM	26,297,958	0	0	0	0	0	0	26,297,958	
NHBR -NATIONAL HIGHWAYS BRIDGES	38,530,065	0	0	0	0	0	0	38,530,065	
NHPP -IM, BRDG REPL, NATNL HWY-MAP21	63,737,047	0	0	0	0	0	0	63,737,047	
PKED -2012 SB1998-TURNPIKE FEEDER RD	24,312,797	0	0	0	0	0	0	24,312,797	
SIB1 -STATE INFRASTRUCTURE BANK	168,837,989	0	0	0	0	0	0	168,837,989	
REPAYMENTS / MANAGED BY FDOT									
DDR -DISTRICT DEDICATED REVENUE	0	0	6,500,000	6,500,000	6,500,000	6,500,000	32,500,000	58,500,000	
DSB1 -SKYWAY	0	3,461,266	3,461,266	3,461,266	3,461,266	3,461,266	17,306,330	34,612,660	
Item 422904 2 Totals:	879,122,919	0	3,045,000	0	0	0	0	882,167,919	

Note: Repayment Phases are not included in the totals on this report.

PRELIMINARY ENGINEERING / MANAGED BY FDOT									
DDR -DISTRICT DEDICATED REVENUE	2,147,164	0	0	0	0	0	0	0	2,147,164
DEM -ENVIRONMENTAL MITIGATION	237	0	0	0	0	0	0	0	237
DI -ST. - S/W INTER/INTRASTATE HWY	1,640,075	0	0	0	0	0	0	0	1,640,075
DIH -STATE IN-HOUSE PRODUCT SUPPORT	50,482	0	0	0	0	0	0	0	50,482
DS -STATE PRIMARY HIGHWAYS & PTO	176,670	0	0	0	0	0	0	0	176,670
ENVIRONMENTAL / MANAGED BY FDOT									
DS -STATE PRIMARY HIGHWAYS & PTO	154,498	0	0	0	0	0	0	0	154,498
DESIGN BUILD / MANAGED BY FDOT									
ACNP -ADVANCE CONSTRUCTION NHPP	50,875,097	0	0	0	0	0	0	0	50,875,097
DDR -DISTRICT DEDICATED REVENUE	24,296	0	0	0	0	0	0	0	24,296
DI -ST. - S/W INTER/INTRASTATE HWY	5,597,821	0	0	0	0	0	0	0	5,597,821
DIH -STATE IN-HOUSE PRODUCT SUPPORT	13,388	0	0	0	0	0	0	0	13,388
DS -STATE PRIMARY HIGHWAYS & PTO	12,753	0	0	0	0	0	0	0	12,753
NHPP -IM, BRDG REPL, NATNL HWY-MAP21	2,901	0	0	0	0	0	0	0	2,901
SIBF -FEDERAL FUNDED SIB	91,785,710	0	0	0	0	0	0	0	91,785,710
REPAYMENTS / MANAGED BY FDOT									
ACNP -ADVANCE CONSTRUCTION NHPP	0	23,211,404	21,531,655	10,153,363	0	0	0	0	54,896,422
DI -ST. - S/W INTER/INTRASTATE HWY	0	0	0	4,675,141	0	0	0	0	4,675,141
NH -PRINCIPAL ARTERIALS	3,910,580	0	0	0	0	0	0	0	3,910,580
NHPP -IM, BRDG REPL, NATNL HWY-MAP21	28,303,567	0	0	0	0	0	0	0	28,303,567
Item 424501 2 Totals:	152,481,092	0	0	0	0	0	0	0	152,481,092

Note: Repayment Phases are not included in the totals on this report.

PRELIMINARY ENGINEERING / MANAGED BY FDOT									
Item Number: 424501-5 Project Description: I-275 (SR 93) FROM 54TH AVE S TO N OF 4TH ST. N *SIS*									
District: 07 County: PINELLAS Type of Work: ADD LANES & RECONSTRUCT Project Length: 11.300									
Extra Description: LANE CONTINUITY AND EXPRESS LANES N OF I-375, SECTION 2									

ACNP -ADVANCE CONSTRUCTION NHPP	0	0	0	0	0	0	0	1,955,788	1,955,788
DIH -STATE IN-HOUSE PRODUCT SUPPORT	7,957	0	0	0	0	0	0	0	7,957
DS -STATE PRIMARY HIGHWAYS & PTO	1,698	0	0	0	0	0	0	0	1,698
GMR -GROWTH MANAGEMENT FOR SIS	274,976	0	0	0	0	0	0	0	274,976
RIGHT OF WAY / MANAGED BY FDOT									
ACSA -ADVANCE CONSTRUCTION (SA)	153,500	0	0	0	0	0	0	0	153,500
BNIR -INTRASTATE R/W & BRIDGE BONDS	62,900	0	0	0	0	0	0	0	62,900
DDR -DISTRICT DEDICATED REVENUE	0	1,135,100	0	0	0	0	0	0	1,135,100
DIH -STATE IN-HOUSE PRODUCT SUPPORT	20,000	0	0	0	0	0	0	0	20,000
DESIGN BUILD / MANAGED BY FDOT									
ACNP -ADVANCE CONSTRUCTION NHPP	0	0	0	0	0	0	0	114,662,017	114,662,017
DI -ST. - S/W INTER/INTRASTATE HWY	0	0	0	0	0	0	0	131,386,364	131,386,364
DIS -STRATEGIC INTERMODAL SYSTEM	0	0	0	0	0	0	0	4,038,000	4,038,000
GMR -GROWTH MANAGEMENT FOR SIS	0	0	0	0	0	0	0	122,338,387	122,338,387
SIWR -2015 SB2514A-STRATEGIC INT SYS	0	0	0	0	0	0	0	4,795,853	4,795,853
STED -2012 SB1998-STRATEGIC ECON COR	0	0	0	0	0	0	0	8,155,775	8,155,775
Item 424501 5 Totals:	521,031	1,135,100	0	0	0	0	0	387,332,184	388,988,315
Project Total:	1,032,125,042	1,135,100	3,045,000	0	0	0	0	387,332,184	1,423,637,326

Fund	<2022	2022	2023	2024	2025	2026	>2026	All Years
Item Number: 408671-3 Project Description: I-275 (SR 93) SUNSHINE SKYWAY PATROL *SIS*								
District: 07 County: PINELLAS Type of Work: SERVICE PATROL/FHP Project Length: .000								
Extra Description: HIGHWAY PATROL 24 HRS SURVEILLANCE								
OPERATIONS / MANAGED BY FDOT								
DSB1 -SKYWAY	4,502,410	374,000	375,000	375,000	375,000	390,000	0	6,391,410
Item 408671 3 Totals:	4,502,410	374,000	375,000	375,000	375,000	390,000	0	6,391,410
Project Total:	4,502,410	374,000	375,000	375,000	375,000	390,000	0	6,391,410

Fund	<2022	2022	2023	2024	2025	2026	>2026	All Years
Item Number: 415365-3 Project Description: PINELLAS BAYWAY GENERAL CONSULTANT *SIS*								
District: 07 County: PINELLAS Type of Work: TOLL COLLECTION Project Length: .000								
Extra Description: FOR CAPITAL PROJECTS								
PRELIMINARY ENGINEERING / MANAGED BY FDOT								
DSB3 -PINELLAS BAYWAY	712,395	56,221	56,221	56,221	56,221	56,221	281,105	1,274,605
PKYI -TURNPIKE IMPROVEMENT	143	0	0	0	0	0	0	143
Item 415365 3 Totals:	712,538	56,221	56,221	56,221	56,221	56,221	281,105	1,274,748
Project Total:	712,538	56,221	56,221	56,221	56,221	56,221	281,105	1,274,748

Fund	<2022	2022	2023	2024	2025	2026	>2026	All Years
Item Number: 416810-1 Project Description: PINELLAS BAYWAY TOLL FACILITIES MAINTENANCE *SIS*								
District: 07 County: PINELLAS Type of Work: TOLL PLAZA Project Length: 4.816								
CAPITAL / MANAGED BY FDOT								
TO03 -PINELLAS BAYWAY	15,600	0	0	0	0	0	0	15,600
Item 416810 1 Totals:	15,600	0	0	0	0	0	0	15,600
Project Total:	15,600	0	0	0	0	0	0	15,600

Fund	<2022	2022	2023	2024	2025	2026	>2026	All Years
Item Number: 430500-1 Project Description: SR 687/4TH STREET N FROM S OF BIG ISLAND GAP TO S OF I-275/SR 93 *NON-SIS*								
District: 07 County: PINELLAS Type of Work: BRIDGE REPLACEMENT Project Length: .375								
PRELIMINARY ENGINEERING / MANAGED BY FDOT								
ACBR -ADVANCE CONSTRUCTION (BRT)	77,395	0	0	0	0	0	0	77,395
DDR -DISTRICT DEDICATED REVENUE	26,689	0	0	0	0	0	0	26,689
DEM -ENVIRONMENTAL MITIGATION	4,435	0	0	0	0	0	0	4,435
DIH -STATE IN-HOUSE PRODUCT SUPPORT	163,321	0	0	0	0	0	0	163,321
DS -STATE PRIMARY HIGHWAYS & PTO	156,305	0	0	0	0	0	0	156,305
NHBR -NATIONAL HIGHWAYS BRIDGES	344,693	0	0	0	0	0	0	344,693
CONSTRUCTION / MANAGED BY FDOT								
BNBR -AMENDMENT 4 BONDS (BRIDGES)	0	4,807,124	0	0	0	0	0	4,807,124
DDR -DISTRICT DEDICATED REVENUE	0	4,807,124	0	0	0	0	0	4,807,124
DIH -STATE IN-HOUSE PRODUCT SUPPORT	0	131,104	0	0	0	0	0	131,104
ENVIRONMENTAL / MANAGED BY FDOT								
DDR -DISTRICT DEDICATED REVENUE	12,000	0	0	0	0	0	0	12,000
Item 430500 1 Totals:	784,838	9,745,352	0	0	0	0	0	10,530,190
Project Total:	784,838	9,745,352	0	0	0	0	0	10,530,190

Fund	<2022	2022	2023	2024	2025	2026	>2026	All Years
Item Number: 433797-1 Project Description: US 19 (SR 55) FROM N OF NEBRASKA AVE TO S OF TIMBERLANE RD *SIS*								
District: 07 County: PINELLAS Type of Work: ADD LANES & RECONSTRUCT Project Length: 2.199								
Extra Description: NEW INTERCHANGE AT ALDERMAN RD/Frontage Roads								
PRELIMINARY ENGINEERING / MANAGED BY FDOT								
DDR -DISTRICT DEDICATED REVENUE	15,159	0	0	0	0	0	0	15,159
DI -ST. - S/W INTER/INTRASTATE HWY	7,319,173	0	0	0	0	0	0	7,319,173
DIH -STATE IN-HOUSE PRODUCT SUPPORT	57,697	0	0	0	0	0	0	57,697
DS -STATE PRIMARY HIGHWAYS & PTO	231,517	0	0	0	0	0	0	231,517
RIGHT OF WAY / MANAGED BY FDOT								
ACNP -ADVANCE CONSTRUCTION NHPP	0	0	0	0	0	659,400	0	659,400
BNIR -INTRASTATE R/W & BRIDGE BONDS	0	0	0	0	0	10,192,700	0	10,192,700
CONSTRUCTION / MANAGED BY FDOT								
ACNP -ADVANCE CONSTRUCTION NHPP	0	0	0	0	0	0	176,197,569	176,197,569
ENVIRONMENTAL / MANAGED BY FDOT								

DS -STATE PRIMARY HIGHWAYS & PTO	15,000	0	0	0	0	0	0	15,000
Item 433797 1 Totals:	7,638,546	0	0	0	0	10,852,100	176,197,569	194,688,215
Project Total:	7,638,546	0	0	0	0	10,852,100	176,197,569	194,688,215

Fund	<2022	2022	2023	2024	2025	2026	>2026	All Years
Item Number: 433799-1 Project Description: US 19 (SR 55) FROM S OF CR 95 TO S OF PINE RIDGE WAY W *SIS*								
District: 07 County: PINELLAS Type of Work: INTERCHANGE (NEW) Project Length: 2.320								
Extra Description: NEW INTERCHANGE AT TAMPA RD/FRONTAGE ROADS								
<u>PRELIMINARY ENGINEERING / MANAGED BY FDOT</u>								
ACNP -ADVANCE CONSTRUCTION NHPP	7,475,875	0	0	0	0	0	0	7,475,875
DDR -DISTRICT DEDICATED REVENUE	11,664	0	0	0	0	0	0	11,664
DEM -ENVIRONMENTAL MITIGATION	7,061	0	0	0	0	0	0	7,061
DI -ST. - S/W INTER/INTRASTATE HWY	674,022	0	0	0	0	0	0	674,022
DIH -STATE IN-HOUSE PRODUCT SUPPORT	59,669	0	0	0	0	0	0	59,669
DS -STATE PRIMARY HIGHWAYS & PTO	78,254	0	0	0	0	0	0	78,254
NHPP -IM, BRDG REPL, NATNL HWY-MAP21	1,897,364	0	0	0	0	0	0	1,897,364
<u>RIGHT OF WAY / MANAGED BY FDOT</u>								
ACNP -ADVANCE CONSTRUCTION NHPP	0	0	0	0	0	1,653,800	0	1,653,800
BNIR -INTRASTATE R/W & BRIDGE BONDS	0	0	0	0	0	27,007,400	0	27,007,400
<u>ENVIRONMENTAL / MANAGED BY FDOT</u>								
DDR -DISTRICT DEDICATED REVENUE	15,000	0	0	0	0	0	0	15,000
Item 433799 1 Totals:	10,218,909	0	0	0	0	28,661,200	0	38,880,109
Project Total:	10,218,909	0	0	0	0	28,661,200	0	38,880,109

Fund	<2022	2022	2023	2024	2025	2026	>2026	All Years
Item Number: 435914-2 Project Description: US 19/SR 55 FROM 66TH AVE N TO 118TH AVE N *SIS*								
District: 07 County: PINELLAS Type of Work: INTERCHANGE IMPROVEMENT Project Length: 4.794								
Extra Description: OPERATIONAL IMPROVEMENTS ALONG CORRIDOR								
<u>PRELIMINARY ENGINEERING / MANAGED BY FDOT</u>								
ACNP -ADVANCE CONSTRUCTION NHPP	3,336,623	0	0	0	0	0	0	3,336,623
DDR -DISTRICT DEDICATED REVENUE	5,742	0	0	0	0	0	0	5,742
DI -ST. - S/W INTER/INTRASTATE HWY	2,000,000	0	0	0	0	0	0	2,000,000
DIH -STATE IN-HOUSE PRODUCT SUPPORT	47,444	0	0	0	0	0	0	47,444
DS -STATE PRIMARY HIGHWAYS & PTO	59,557	0	0	0	0	0	0	59,557
NHPP -IM, BRDG REPL, NATNL HWY-MAP21	238,901	0	0	0	0	0	0	238,901
REPE -REPURPOSED FEDERAL EARMARKS	325,039	0	0	0	0	0	0	325,039
<u>RIGHT OF WAY / MANAGED BY FDOT</u>								
DDR -DISTRICT DEDICATED REVENUE	0	0	0	2,166,799	0	0	0	2,166,799
DIH -STATE IN-HOUSE PRODUCT SUPPORT	0	0	0	421,962	0	0	0	421,962
DS -STATE PRIMARY HIGHWAYS & PTO	0	0	0	1,250,470	0	0	0	1,250,470
SU -STP, URBAN AREAS > 200K	0	0	0	3,379,289	0	0	0	3,379,289
Item 435914 2 Totals:	6,013,306	0	0	7,218,520	0	0	0	13,231,826
Project Total:	6,013,306	0	0	7,218,520	0	0	0	13,231,826

Fund	<2022	2022	2023	2024	2025	2026	>2026	All Years
Item Number: 436678-1 Project Description: I-175/I-375/BAYSHORE DR DOWNTOWN ST PETERSBURG *SIS*								
District: 07 County: PINELLAS Type of Work: ITS COMMUNICATION SYSTEM Project Length: 2.592								
Extra Description: INSTALL ATMS/ITS EQUIPMENT								
<u>PRELIMINARY ENGINEERING / MANAGED BY PINELLAS COUNTY BOCC</u>								
DS -STATE PRIMARY HIGHWAYS & PTO	89	0	0	0	0	0	0	89
LFP -LOCAL FUNDS FOR PARTICIPATING	318,000	0	0	0	0	0	0	318,000
TRWR -2015 SB2514A-TRAN REG INCT PRG	318,000	0	0	0	0	0	0	318,000
<u>CONSTRUCTION / MANAGED BY FDOT</u>								
DS -STATE PRIMARY HIGHWAYS & PTO	5,054	0	0	0	0	0	0	5,054
<u>CONSTRUCTION / MANAGED BY PINELLAS COUNTY BOCC</u>								
DDR -DISTRICT DEDICATED REVENUE	26	0	0	0	0	0	0	26
LF -LOCAL FUNDS	0	2,068,140	0	0	0	0	0	2,068,140
TRIP -TRANS REGIONAL INCENTIVE PROGM	0	763,398	0	0	0	0	0	763,398
TRWR -2015 SB2514A-TRAN REG INCT PRG	0	768,462	0	0	0	0	0	768,462
Item 436678 1 Totals:	641,169	3,600,000	0	0	0	0	0	4,241,169
Project Total:	641,169	3,600,000	0	0	0	0	0	4,241,169

Fund	<2022	2022	2023	2024	2025	2026	>2026	All Years
Item Number: 436697-2 Project Description: SR 699/GULF BLVD FROM PARK BLVD TO WALSINGHAM ROAD. *NON-SIS*								
District: 07 County: PINELLAS Type of Work: SIDEWALK Project Length: .000								
Extra Description: 5' SIDEWALK ON BOTH SIDES OF THE ROAD								
<u>P D & E / MANAGED BY FDOT</u>								
DIH -STATE IN-HOUSE PRODUCT SUPPORT	0	1,000	0	0	0	0	0	1,000
DS -STATE PRIMARY HIGHWAYS & PTO	0	500,000	0	0	0	0	0	500,000
Item 436697 2 Totals:	0	501,000	0	0	0	0	0	501,000
Project Total:	0	501,000	0	0	0	0	0	501,000

Fund	<2022	2022	2023	2024	2025	2026	>2026	All Years
Item Number: 437498-1 Project Description: SR 60(CCAMPBELL) PEDESTRIAN OVERPASS FM CCAMPBELL TRL TO BAYSHORE TRL *NON-SIS*								
District: 07 County: PINELLAS Type of Work: BIKE PATH/TRAIL Project Length: .500								
Extra Description: PEDESTRIAN OVERPASS								
<u>PRELIMINARY ENGINEERING / MANAGED BY FDOT</u>								
DDR -DISTRICT DEDICATED REVENUE	317,243	0	0	0	0	0	0	317,243
DEM -ENVIRONMENTAL MITIGATION	2	0	0	0	0	0	0	2
DIH -STATE IN-HOUSE PRODUCT SUPPORT	49,179	0	0	0	0	0	0	49,179

DS -STATE PRIMARY HIGHWAYS & PTO	49,786	0	0	0	0	0	0	49,786
TLWR -2015 SB2514A-TRAIL NETWORK	614,980	0	0	0	0	0	0	614,980
CONSTRUCTION / MANAGED BY FDOT								
DS -STATE PRIMARY HIGHWAYS & PTO	74,813	0	0	0	0	0	0	74,813
LF -LOCAL FUNDS	0	0	0	1,000,000	0	0	0	1,000,000
SU -STP, URBAN AREAS > 200K	0	0	0	5,998,527	0	0	0	5,998,527
TALT -TRANSPORTATION ALTS- ANY AREA	0	0	0	1,265,263	0	0	0	1,265,263
ENVIRONMENTAL / MANAGED BY FDOT								
DDR -DISTRICT DEDICATED REVENUE	24,000	0	0	0	0	0	0	24,000
SU -STP, URBAN AREAS > 200K	0	0	11,514	0	0	0	0	11,514
Item 437498 1 Totals:	1,130,003	0	11,514	8,263,790	0	0	0	9,405,307
Project Total:	1,130,003	0	11,514	8,263,790	0	0	0	9,405,307

Fund	<2022	2022	2023	2024	2025	2026	>2026	All Years
Item Number: 437553-1 Project Description: SR 595/N MYRTLE AVE AT RR CROSSING 626815-H N OF HART TO N OF MAPLE ST *NON-SIS*								
District: 07 County: PINELLAS Type of Work: RAILROAD CROSSING Project Length: .030								
Extra Description: DESIGN AND CONSTRUCT REPLACEMENT OF RUBBER CROSSING AND TUB								
PRELIMINARY ENGINEERING / MANAGED BY FDOT								
DDR -DISTRICT DEDICATED REVENUE	282,953	0	0	0	0	0	0	282,953
DIH -STATE IN-HOUSE PRODUCT SUPPORT	2,000	0	0	0	0	0	0	2,000
DS -STATE PRIMARY HIGHWAYS & PTO	15,264	0	0	0	0	0	0	15,264
RIGHT OF WAY / MANAGED BY FDOT								
DDR -DISTRICT DEDICATED REVENUE	0	79,200	0	0	0	0	0	79,200
DIH -STATE IN-HOUSE PRODUCT SUPPORT	0	20,000	0	0	0	0	0	20,000
RAILROAD & UTILITIES / MANAGED BY FDOT								
DDR -DISTRICT DEDICATED REVENUE	5,000	0	325,000	0	0	0	0	330,000
DS -STATE PRIMARY HIGHWAYS & PTO	25,000	0	0	0	0	0	0	25,000
CONSTRUCTION / MANAGED BY FDOT								
DDR -DISTRICT DEDICATED REVENUE	0	0	198,806	0	0	0	0	198,806
DIH -STATE IN-HOUSE PRODUCT SUPPORT	0	0	2,711	0	0	0	0	2,711
Item 437553 1 Totals:	330,217	99,200	526,517	0	0	0	0	955,934
Project Total:	330,217	99,200	526,517	0	0	0	0	955,934

Fund	<2022	2022	2023	2024	2025	2026	>2026	All Years
Item Number: 437636-1 Project Description: ALT US 19/SR 595/PALM HARBOR BLVD @ FLORIDA AVE *NON-SIS*								
District: 07 County: PINELLAS Type of Work: ROUNDABOUT Project Length: .109								
Extra Description: ROUNDABOUT TO IMPROVE INTERSECTION SAFETY								
PRELIMINARY ENGINEERING / MANAGED BY FDOT								
ACSA -ADVANCE CONSTRUCTION (SA)	171,155	0	0	0	0	0	0	171,155
CM -CONGESTION MITIGATION - AQ	51,051	0	0	0	0	0	0	51,051
DDR -DISTRICT DEDICATED REVENUE	5,554	0	0	0	0	0	0	5,554
DEM -ENVIRONMENTAL MITIGATION	336	0	0	0	0	0	0	336
DIH -STATE IN-HOUSE PRODUCT SUPPORT	19,300	0	0	0	0	0	0	19,300
DS -STATE PRIMARY HIGHWAYS & PTO	71,361	0	0	0	0	0	0	71,361
SA -STP, ANY AREA	387,163	0	0	0	0	0	0	387,163
RIGHT OF WAY / MANAGED BY FDOT								
DDR -DISTRICT DEDICATED REVENUE	97,075	0	0	0	0	0	0	97,075
DS -STATE PRIMARY HIGHWAYS & PTO	291,985	0	0	0	0	0	0	291,985
SU -STP, URBAN AREAS > 200K	397,420	0	0	0	0	0	0	397,420
CONSTRUCTION / MANAGED BY FDOT								
DDR -DISTRICT DEDICATED REVENUE	0	2,197,506	0	0	0	0	0	2,197,506
DIH -STATE IN-HOUSE PRODUCT SUPPORT	0	29,966	0	0	0	0	0	29,966
ENVIRONMENTAL / MANAGED BY FDOT								
DS -STATE PRIMARY HIGHWAYS & PTO	20,813	0	0	0	0	0	0	20,813
Item 437636 1 Totals:	1,513,213	2,227,472	0	0	0	0	0	3,740,685
Project Total:	1,513,213	2,227,472	0	0	0	0	0	3,740,685

Fund	<2022	2022	2023	2024	2025	2026	>2026	All Years
Item Number: 437710-1 Project Description: ALT US 19/SR 595 FROM S OF CURLEW PL TO N OF COUNTRY CLUB CT *NON-SIS*								
District: 07 County: PINELLAS Type of Work: ADD LEFT TURN LANE(S) Project Length: .225								
Extra Description: WIDEN SR 595 TO ACCOMMODATE SB LEFT TURN LANES								
PRELIMINARY ENGINEERING / MANAGED BY FDOT								
SU -STP, URBAN AREAS > 200K	0	567,550	0	0	0	0	0	567,550
CONSTRUCTION / MANAGED BY FDOT								
DIH -STATE IN-HOUSE PRODUCT SUPPORT	0	0	0	7,802	0	0	0	7,802
DS -STATE PRIMARY HIGHWAYS & PTO	0	0	0	582,515	0	0	0	582,515
Item 437710 1 Totals:	0	567,550	0	590,317	0	0	0	1,157,867
Project Total:	0	567,550	0	590,317	0	0	0	1,157,867

Fund	<2022	2022	2023	2024	2025	2026	>2026	All Years
Item Number: 437736-2 Project Description: STARKEY RD CORRIDOR SIDEWALK FROM SR 688/ULMERTON RD TO EAST BAY DR *NON-SIS*								
District: 07 County: PINELLAS Type of Work: SIDEWALK Project Length: 1.520								
Extra Description: 5' WIDE SIDEWALK TO FILL GAPS								
PRELIMINARY ENGINEERING / MANAGED BY FDOT								
TALU -TRANSPORTATION ALTS- >200K	759	0	0	0	0	0	0	759
PRELIMINARY ENGINEERING / MANAGED BY PINELLAS COUNTY BOCC								
TALU -TRANSPORTATION ALTS- >200K	405,903	0	0	0	0	0	0	405,903
CONSTRUCTION / MANAGED BY PINELLAS COUNTY BOCC								
ACSA -ADVANCE CONSTRUCTION (SA)	0	320,377	0	0	0	0	0	320,377
TALT -TRANSPORTATION ALTS- ANY AREA	0	101,918	0	0	0	0	0	101,918
TALU -TRANSPORTATION ALTS- >200K	0	1,492,084	0	0	0	0	0	1,492,084

Item 437736 2 Totals:	406,662	1,914,379	0	0	0	0	0	2,321,041
Project Total:	406,662	1,914,379	0	0	0	0	0	2,321,041

Fund	<2022	2022	2023	2024	2025	2026	>2026	All Years
Item Number: 437805-1 Project Description: I-275(SR93)&US19(SR55) PINELLAS COUNTY VARIOUS LOCATIONS *SIS*								
District: 07 County: PINELLAS Type of Work: LIGHTING Project Length: 1.813								
Extra Description: REPLACE HIGH MAST LIGHTING								
PRELIMINARY ENGINEERING / MANAGED BY FDOT								
DDR -DISTRICT DEDICATED REVENUE	253,333	0	0	0	0	0	0	253,333
DIH -STATE IN-HOUSE PRODUCT SUPPORT	7,158	0	0	0	0	0	0	7,158
DS -STATE PRIMARY HIGHWAYS & PTO	2,869	0	0	0	0	0	0	2,869
CONSTRUCTION / MANAGED BY FDOT								
DDR -DISTRICT DEDICATED REVENUE	0	0	0	4,796,318	0	0	0	4,796,318
DIH -STATE IN-HOUSE PRODUCT SUPPORT	0	0	0	64,431	0	0	0	64,431
Item 437805 1 Totals:	263,360	0	0	4,860,749	0	0	0	5,124,109
Project Total:	263,360	0	0	4,860,749	0	0	0	5,124,109

Fund	<2022	2022	2023	2024	2025	2026	>2026	All Years
Item Number: 437807-2 Project Description: US 92/SR 687/4TH ST N & S FROM 5TH AVE N TO 5TH AVE S *NON-SIS*								
District: 07 County: PINELLAS Type of Work: URBAN CORRIDOR IMPROVEMENTS Project Length: .812								
Extra Description: SIDEWALK, PED SIGNAL MOD, HIGH EMPHASIS CROSSWALKS, CURB EXT								
PRELIMINARY ENGINEERING / MANAGED BY FDOT								
DDR -DISTRICT DEDICATED REVENUE	928,226	0	0	0	0	0	0	928,226
DEM -ENVIRONMENTAL MITIGATION	188	0	0	0	0	0	0	188
DIH -STATE IN-HOUSE PRODUCT SUPPORT	19,554	0	0	0	0	0	0	19,554
DS -STATE PRIMARY HIGHWAYS & PTO	23,042	0	0	0	0	0	0	23,042
CONSTRUCTION / MANAGED BY FDOT								
SU -STP, URBAN AREAS > 200K	0	0	2,002,582	0	0	0	0	2,002,582
Item 437807 2 Totals:	971,010	0	2,002,582	0	0	0	0	2,973,592
Project Total:	971,010	0	2,002,582	0	0	0	0	2,973,592

Fund	<2022	2022	2023	2024	2025	2026	>2026	All Years
Item Number: 438785-1 Project Description: SUBSTRUCTURE REPAIR I-275 HOWARD FRANKLAND BRIDGE SB #150210 *SIS*								
District: 07 County: PINELLAS Type of Work: BRIDGE-REPAIR/REHABILITATION Project Length: 3.006								
PRELIMINARY ENGINEERING / MANAGED BY FDOT								
BRRP -STATE BRIDGE REPAIR & REHAB	0	0	0	250,000	0	0	0	250,000
DIH -STATE IN-HOUSE PRODUCT SUPPORT	0	0	0	1,000	0	0	0	1,000
CONSTRUCTION / MANAGED BY FDOT								
BRRP -STATE BRIDGE REPAIR & REHAB	0	0	0	0	6,830,423	0	0	6,830,423
DIH -STATE IN-HOUSE PRODUCT SUPPORT	0	0	0	0	91,479	0	0	91,479
Item 438785 1 Totals:	0	0	0	251,000	6,921,902	0	0	7,172,902
Project Total:	0	0	0	251,000	6,921,902	0	0	7,172,902

Fund	<2022	2022	2023	2024	2025	2026	>2026	All Years
Item Number: 439401-1 Project Description: US 92/SR 687/4TH ST N FROM 30TH AVE N TO 94TH AVE N *NON-SIS*								
District: 07 County: PINELLAS Type of Work: MEDIAN MODIFICATION Project Length: 4.002								
Extra Description: 54 MODS TO REDUCE CONFLICT POINTS FOR TURNING VEHICLES								
PRELIMINARY ENGINEERING / MANAGED BY FDOT								
DIH -STATE IN-HOUSE PRODUCT SUPPORT	187,641	0	0	0	0	0	0	187,641
DS -STATE PRIMARY HIGHWAYS & PTO	4,367	0	0	0	0	0	0	4,367
CONSTRUCTION / MANAGED BY FDOT								
ACSS -ADVANCE CONSTRUCTION (SS,HSP)	0	0	4,954,267	0	0	0	0	4,954,267
DS -STATE PRIMARY HIGHWAYS & PTO	26,190	0	0	0	0	0	0	26,190
ENVIRONMENTAL / MANAGED BY FDOT								
DDR -DISTRICT DEDICATED REVENUE	5,917	0	0	0	0	0	0	5,917
Item 439401 1 Totals:	224,115	0	4,954,267	0	0	0	0	5,178,382
Project Total:	224,115	0	4,954,267	0	0	0	0	5,178,382

Fund	<2022	2022	2023	2024	2025	2026	>2026	All Years
Item Number: 440093-2 Project Description: PINELLAS TRAIL LOOP - PH 3 FROM ULMERTON RD TO BELLEAIR RD *NON-SIS*								
District: 07 County: PINELLAS Type of Work: BIKE PATH/TRAIL Project Length: .000								
Extra Description: CONSTRUCT 12' TRAIL								
CONSTRUCTION / RESPONSIBLE AGENCY NOT AVAILABLE								
SU -STP, URBAN AREAS > 200K	0	0	0	5,735,060	0	0	0	5,735,060
Item 440093 2 Totals:	0	0	0	5,735,060	0	0	0	5,735,060

Fund	<2022	2022	2023	2024	2025	2026	>2026	All Years
Item Number: 440093-3 Project Description: PINELLAS TRAIL LOOP - PH 4 FROM 126TH AVE N TO ULMERTON RD *NON-SIS*								
District: 07 County: PINELLAS Type of Work: BIKE PATH/TRAIL Project Length: .000								
Extra Description: CONSTRUCT 12' TRAIL								
PRELIMINARY ENGINEERING / RESPONSIBLE AGENCY NOT AVAILABLE								
TLWR -2015 SB2514A-TRAIL NETWORK	0	293,627	0	0	0	0	0	293,627
CONSTRUCTION / RESPONSIBLE AGENCY NOT AVAILABLE								
TLWR -2015 SB2514A-TRAIL NETWORK	0	0	0	2,180,830	0	0	0	2,180,830
Item 440093 3 Totals:	0	293,627	0	2,180,830	0	0	0	2,474,457
Project Total:	0	293,627	0	2,180,830	0	0	0	2,474,457

Fund	<2022	2022	2023	2024	2025	2026	>2026	All Years
Item Number: 440244-1 Project Description: SR679/PINELLAS BAYWAY FM N OF BUNCES PASS BRIDGE TO N OF MADEIRA CIR *NON-SIS*								
District: 07 County: PINELLAS Type of Work: RESURFACING Project Length: 2.712								

									Extra Description: 4 LANES
PRELIMINARY ENGINEERING / MANAGED BY FDOT									
DDR -DISTRICT DEDICATED REVENUE	1,143,431	0	0	0	0	0	0	0	1,143,431
DEM -ENVIRONMENTAL MITIGATION	98	0	0	0	0	0	0	0	98
DIH -STATE IN-HOUSE PRODUCT SUPPORT	16,154	0	0	0	0	0	0	0	16,154
DS -STATE PRIMARY HIGHWAYS & PTO	44,261	0	0	0	0	0	0	0	44,261
CONSTRUCTION / MANAGED BY FDOT									
DDR -DISTRICT DEDICATED REVENUE	0	714,715	0	0	0	0	0	0	714,715
DIH -STATE IN-HOUSE PRODUCT SUPPORT	0	5,233	0	0	0	0	0	0	5,233
DS -STATE PRIMARY HIGHWAYS & PTO	18,091	0	0	0	0	0	0	0	18,091
DSB3 -PINELLAS BAYWAY	0	4,387,733	0	0	0	0	0	0	4,387,733
ENVIRONMENTAL / MANAGED BY FDOT									
DS -STATE PRIMARY HIGHWAYS & PTO	10,000	0	0	0	0	0	0	0	10,000
Item 440244 1 Totals:	1,232,035	5,107,681	0	0	0	0	0	0	6,339,716
Project Total:	1,232,035	5,107,681	0	0	0	0	0	0	6,339,716

Fund	<2022	2022	2023	2024	2025	2026	>2026	All Years	
Item Number: 440246-1 Project Description: US 19/SR55/34TH ST FROM SR 682/54TH AVE S TO 22ND AVE N *NON-SIS*									
District: 07 County: PINELLAS Type of Work: RESURFACING Project Length: 5.011									
Extra Description: 6 LANES									
PRELIMINARY ENGINEERING / MANAGED BY FDOT									
DDR -DISTRICT DEDICATED REVENUE	3,362,002	0	0	0	0	0	0	0	3,362,002
DIH -STATE IN-HOUSE PRODUCT SUPPORT	44,356	0	0	0	0	0	0	0	44,356
DS -STATE PRIMARY HIGHWAYS & PTO	142,913	0	0	0	0	0	0	0	142,913
TALU -TRANSPORTATION ALTS- >200K	308,405	0	0	0	0	0	0	0	308,405
CONSTRUCTION / MANAGED BY FDOT									
ACSA -ADVANCE CONSTRUCTION (SA)	0	2,474,898	0	0	0	0	0	0	2,474,898
ACSS -ADVANCE CONSTRUCTION (SS,HSP)	0	306,665	0	0	0	0	0	0	306,665
DDR -DISTRICT DEDICATED REVENUE	0	5,704,587	0	0	0	0	0	0	5,704,587
DIH -STATE IN-HOUSE PRODUCT SUPPORT	0	232,670	0	0	0	0	0	0	232,670
DS -STATE PRIMARY HIGHWAYS & PTO	51,541	0	0	0	0	0	0	0	51,541
LF -LOCAL FUNDS	0	1,070,192	0	0	0	0	0	0	1,070,192
NHRE -NAT HWY PERFORM - RESURFACING	0	63,396	0	0	0	0	0	0	63,396
SA -STP, ANY AREA	0	12,973,063	0	0	0	0	0	0	12,973,063
ENVIRONMENTAL / MANAGED BY FDOT									
DS -STATE PRIMARY HIGHWAYS & PTO	63,481	0	0	0	0	0	0	0	63,481
Item 440246 1 Totals:	3,972,698	22,825,471	0	0	0	0	0	0	26,798,169
Project Total:	3,972,698	22,825,471	0	0	0	0	0	0	26,798,169

Fund	<2022	2022	2023	2024	2025	2026	>2026	All Years	
Item Number: 440248-1 Project Description: SR 580 FROM SHORE BLVD TO TAMPA RD *NON-SIS*									
District: 07 County: PINELLAS Type of Work: RESURFACING Project Length: 1.651									
Extra Description: 4 LANES									
PRELIMINARY ENGINEERING / MANAGED BY FDOT									
ACSA -ADVANCE CONSTRUCTION (SA)	915,374	0	0	0	0	0	0	0	915,374
DDR -DISTRICT DEDICATED REVENUE	158,419	0	0	0	0	0	0	0	158,419
DIH -STATE IN-HOUSE PRODUCT SUPPORT	22,345	0	0	0	0	0	0	0	22,345
DS -STATE PRIMARY HIGHWAYS & PTO	156,329	0	0	0	0	0	0	0	156,329
CONSTRUCTION / MANAGED BY FDOT									
DIH -STATE IN-HOUSE PRODUCT SUPPORT	0	0	43,505	0	0	0	0	0	43,505
DS -STATE PRIMARY HIGHWAYS & PTO	0	0	808,123	0	0	0	0	0	808,123
SA -STP, ANY AREA	0	0	2,382,254	0	0	0	0	0	2,382,254
Item 440248 1 Totals:	1,252,467	0	3,233,882	0	0	0	0	0	4,486,349
Project Total:	1,252,467	0	3,233,882	0	0	0	0	0	4,486,349

Fund	<2022	2022	2023	2024	2025	2026	>2026	All Years	
Item Number: 440254-1 Project Description: SR 693/PASADENA AVE/66TH ST N FROM CENTRAL AVE TO N TYRONE BLVD *NON-SIS*									
District: 07 County: PINELLAS Type of Work: RESURFACING Project Length: 1.617									
Extra Description: 6 LANES									
PRELIMINARY ENGINEERING / MANAGED BY FDOT									
DDR -DISTRICT DEDICATED REVENUE	886	0	0	0	0	0	0	0	886
DIH -STATE IN-HOUSE PRODUCT SUPPORT	26,886	0	0	0	0	0	0	0	26,886
DS -STATE PRIMARY HIGHWAYS & PTO	1,125,124	0	0	0	0	0	0	0	1,125,124
CONSTRUCTION / MANAGED BY FDOT									
DDR -DISTRICT DEDICATED REVENUE	0	0	1,018,541	0	0	0	0	0	1,018,541
DIH -STATE IN-HOUSE PRODUCT SUPPORT	0	0	74,741	0	0	0	0	0	74,741
DS -STATE PRIMARY HIGHWAYS & PTO	16,886	0	4,462,484	0	0	0	0	0	4,479,370
Item 440254 1 Totals:	1,169,782	0	5,555,766	0	0	0	0	0	6,725,548
Item Number: 440254-2 Project Description: SR 693/PASADENA AVE/66TH ST N FROM PARK ST TO S OF CENTRAL AVE *NON-SIS*									
District: 07 County: PINELLAS Type of Work: RESURFACING Project Length: 1.372									
Extra Description: 2 LANES W/BRT BUSINESS ACCESS TRANSIT LN & SIGN/PAVEMENT MRK									
PRELIMINARY ENGINEERING / MANAGED BY FDOT									
DDR -DISTRICT DEDICATED REVENUE	306,581	0	0	0	0	0	0	0	306,581
DIH -STATE IN-HOUSE PRODUCT SUPPORT	13,881	0	0	0	0	0	0	0	13,881
DS -STATE PRIMARY HIGHWAYS & PTO	16,928	0	0	0	0	0	0	0	16,928
CONSTRUCTION / MANAGED BY FDOT									
DDR -DISTRICT DEDICATED REVENUE	0	1,159,855	0	0	0	0	0	0	1,159,855
DIH -STATE IN-HOUSE PRODUCT SUPPORT	0	18,121	0	0	0	0	0	0	18,121
LF -LOCAL FUNDS	0	169,020	0	0	0	0	0	0	169,020
Item 440254 2 Totals:	337,390	1,346,996	0	0	0	0	0	0	1,684,386

Item Number: 440254-3 Project Description: SR 693/PASADENA AVE/66TH ST N FROM MATHEWS RD/SHORE DR TO N OF PARK ST *NON-SIS*									
District: 07 County: PINELLAS Type of Work: SIGNING/PAVEMENT MARKINGS Project Length: .757									
Extra Description: 2 LANES W/BRT BUSINESS ACCESS TRANSIT LN & SIGN/PAVEMENT MRK									
PRELIMINARY ENGINEERING / MANAGED BY FDOT									
DDR -DISTRICT DEDICATED REVENUE	296,905	0	0	0	0	0	0	0	296,905
DIH -STATE IN-HOUSE PRODUCT SUPPORT	1,000	0	0	0	0	0	0	0	1,000
DS -STATE PRIMARY HIGHWAYS & PTO	4,258	0	0	0	0	0	0	0	4,258
CONSTRUCTION / MANAGED BY FDOT									
LF -LOCAL FUNDS	0	285,447	0	0	0	0	0	0	285,447
Item 440254 3 Totals:	302,163	285,447	0	0	0	0	0	0	587,610
Project Total:	1,809,335	1,632,443	5,555,766	0	0	0	0	0	8,997,544

Fund	<2022	2022	2023	2024	2025	2026	>2026	All Years	
Item Number: 441215-1 Project Description: 71ST ST TRAIL CONNECTOR FROM PINELLAS TRAIL TO 38TH AVE N *NON-SIS*									
District: 07 County: PINELLAS Type of Work: BIKE PATH/TRAIL Project Length: .491									
Extra Description: DESIGN AND CONSTRUCT 12' MULTI-USE TRAIL ON W SIDE OF 71ST									
PRELIMINARY ENGINEERING / MANAGED BY CITY OF ST PETERSBURG									
TALU -TRANSPORTATION ALTS- >200K	0	80,131	0	0	0	0	0	80,131	
CONSTRUCTION / MANAGED BY CITY OF ST PETERSBURG									
LF -LOCAL FUNDS	0	0	0	108,907	0	0	0	108,907	
TALU -TRANSPORTATION ALTS- >200K	0	0	0	566,390	0	0	0	566,390	
Item 441215 1 Totals:	0	80,131	0	675,297	0	0	0	755,428	
Project Total:	0	80,131	0	675,297	0	0	0	755,428	

Fund	<2022	2022	2023	2024	2025	2026	>2026	All Years	
Item Number: 441464-1 Project Description: I-275/SUNSHINE SKYWAY BRIDGE # 150189 OVER TAMPA BAY *SIS*									
District: 07 County: PINELLAS Type of Work: BRIDGE-REPAIR/REHABILITATION Project Length: 4.143									
Extra Description: STRUCTURAL REHAB ON BRIDGE 150189									
PRELIMINARY ENGINEERING / MANAGED BY FDOT									
DSB1 -SKYWAY	301,000	0	0	0	0	0	0	301,000	
CONSTRUCTION / MANAGED BY FDOT									
DSB1 -SKYWAY	0	0	5,458,592	0	0	0	0	5,458,592	
Item 441464 1 Totals:	301,000	0	5,458,592	0	0	0	0	5,759,592	
Project Total:	301,000	0	5,458,592	0	0	0	0	5,759,592	

Fund	<2022	2022	2023	2024	2025	2026	>2026	All Years	
Item Number: 441650-1 Project Description: SR 694 FROM W OF US 19/SR 55 TO E OF GRAND AVE/S FRONTAGE RD *SIS*									
District: 07 County: PINELLAS Type of Work: RESURFACING Project Length: 2.497									
Extra Description: 4 AND 6 LANES									
PRELIMINARY ENGINEERING / MANAGED BY FDOT									
DDR -DISTRICT DEDICATED REVENUE	39,469	0	0	0	0	0	0	39,469	
DIH -STATE IN-HOUSE PRODUCT SUPPORT	18,402	0	0	0	0	0	0	18,402	
DS -STATE PRIMARY HIGHWAYS & PTO	1,524,037	0	0	0	0	0	0	1,524,037	
CONSTRUCTION / MANAGED BY FDOT									
DDR -DISTRICT DEDICATED REVENUE	0	0	3,342,661	0	0	0	0	3,342,661	
DIH -STATE IN-HOUSE PRODUCT SUPPORT	0	0	45,581	0	0	0	0	45,581	
DS -STATE PRIMARY HIGHWAYS & PTO	28,166	0	0	0	0	0	0	28,166	
Item 441650 1 Totals:	1,610,074	0	3,388,242	0	0	0	0	4,998,316	
Project Total:	1,610,074	0	3,388,242	0	0	0	0	4,998,316	

Fund	<2022	2022	2023	2024	2025	2026	>2026	All Years	
Item Number: 441651-1 Project Description: SR 60 FROM W OF CLEARWATER HARBOR CHANNEL TO CAUSEWAY PARKING ENT *NON-SIS*									
District: 07 County: PINELLAS Type of Work: RESURFACING Project Length: 1.028									
Extra Description: 4 LANES									
PRELIMINARY ENGINEERING / MANAGED BY FDOT									
DIH -STATE IN-HOUSE PRODUCT SUPPORT	0	1,000	0	0	0	0	0	1,000	
DS -STATE PRIMARY HIGHWAYS & PTO	0	606,372	0	0	0	0	0	606,372	
CONSTRUCTION / MANAGED BY FDOT									
DIH -STATE IN-HOUSE PRODUCT SUPPORT	0	0	0	18,777	0	0	0	18,777	
DS -STATE PRIMARY HIGHWAYS & PTO	0	0	0	1,377,037	0	0	0	1,377,037	
Item 441651 1 Totals:	0	607,372	0	1,395,814	0	0	0	2,003,186	
Project Total:	0	607,372	0	1,395,814	0	0	0	2,003,186	

Fund	<2022	2022	2023	2024	2025	2026	>2026	All Years	
Item Number: 441652-1 Project Description: SR 682/PINELLAS BAYWAY FROM E OF SR 679 TO E OF 41ST ST S *NON-SIS*									
District: 07 County: PINELLAS Type of Work: RESURFACING Project Length: 1.928									
Extra Description: 4 LANES									
PRELIMINARY ENGINEERING / MANAGED BY FDOT									
DDR -DISTRICT DEDICATED REVENUE	4,514	0	0	0	0	0	0	4,514	
DEM -ENVIRONMENTAL MITIGATION	754	0	0	0	0	0	0	754	
DIH -STATE IN-HOUSE PRODUCT SUPPORT	29,078	0	0	0	0	0	0	29,078	
DS -STATE PRIMARY HIGHWAYS & PTO	1,178,350	0	0	0	0	0	0	1,178,350	
CONSTRUCTION / MANAGED BY FDOT									
DS -STATE PRIMARY HIGHWAYS & PTO	15,416	0	0	0	0	0	0	15,416	
DSB3 -PINELLAS BAYWAY	0	4,268,021	0	0	0	0	0	4,268,021	
Item 441652 1 Totals:	1,228,112	4,268,021	0	0	0	0	0	5,496,133	
Project Total:	1,228,112	4,268,021	0	0	0	0	0	5,496,133	

Fund	<2022	2022	2023	2024	2025	2026	>2026	All Years
------	-------	------	------	------	------	------	-------	-----------

Item Number: 441653-1 Project Description: SR 699/GULF BLVD FROM N OF 183RD TERRACE W TO N OF 192ND AVE *NON-SIS*									
District: 07 County: PINELLAS Type of Work: RESURFACING Project Length: .705									
									Extra Description: 2 AND 4 LANES
PRELIMINARY ENGINEERING / MANAGED BY FDOT									
DDR -DISTRICT DEDICATED REVENUE	0	763,135	0	0	0	0	0	0	763,135
DIH -STATE IN-HOUSE PRODUCT SUPPORT	21,000	0	0	0	0	0	0	0	21,000
DS -STATE PRIMARY HIGHWAYS & PTO	5,127	0	0	0	0	0	0	0	5,127
CONSTRUCTION / MANAGED BY FDOT									
DDR -DISTRICT DEDICATED REVENUE	0	0	1,126,169	0	0	0	0	0	1,126,169
DIH -STATE IN-HOUSE PRODUCT SUPPORT	0	0	15,357	0	0	0	0	0	15,357
DS -STATE PRIMARY HIGHWAYS & PTO	14,083	0	0	0	0	0	0	0	14,083
Item 441653 1 Totals:	40,210	763,135	1,141,526	0	0	0	0	0	1,944,871
Project Total:	40,210	763,135	1,141,526	0	0	0	0	0	1,944,871

Fund	<2022	2022	2023	2024	2025	2026	>2026	All Years	
Item Number: 441656-1 Project Description: SR 590 FROM E OF LEONARD DR TO DELAWARE ST *NON-SIS*									
District: 07 County: PINELLAS Type of Work: RESURFACING Project Length: 1.416									
									Extra Description: 2 LANES
PRELIMINARY ENGINEERING / MANAGED BY FDOT									
DDR -DISTRICT DEDICATED REVENUE	135	832,189	0	0	0	0	0	0	832,324
DIH -STATE IN-HOUSE PRODUCT SUPPORT	10,000	0	0	0	0	0	0	0	10,000
DS -STATE PRIMARY HIGHWAYS & PTO	10,196	0	0	0	0	0	0	0	10,196
CONSTRUCTION / MANAGED BY FDOT									
DDR -DISTRICT DEDICATED REVENUE	0	0	2,615,404	0	0	0	0	0	2,615,404
DIH -STATE IN-HOUSE PRODUCT SUPPORT	0	0	35,664	0	0	0	0	0	35,664
Item 441656 1 Totals:	20,331	832,189	2,651,068	0	0	0	0	0	3,503,588
Project Total:	20,331	832,189	2,651,068	0	0	0	0	0	3,503,588

Fund	<2022	2022	2023	2024	2025	2026	>2026	All Years	
Item Number: 441657-1 Project Description: SR 586/CURLEW RD FROM E OF TALLEY DR/69TH ST TO SR 584/TAMPA RD *NON-SIS*									
District: 07 County: PINELLAS Type of Work: RESURFACING Project Length: 2.442									
									Extra Description: 6 LANES
PRELIMINARY ENGINEERING / MANAGED BY FDOT									
DDR -DISTRICT DEDICATED REVENUE	1,250,299	0	0	0	0	0	0	0	1,250,299
DIH -STATE IN-HOUSE PRODUCT SUPPORT	32,186	0	0	0	0	0	0	0	32,186
DS -STATE PRIMARY HIGHWAYS & PTO	10,955	0	0	0	0	0	0	0	10,955
CONSTRUCTION / MANAGED BY FDOT									
DDR -DISTRICT DEDICATED REVENUE	0	3,873,669	0	0	0	0	0	0	3,873,669
DIH -STATE IN-HOUSE PRODUCT SUPPORT	0	137,551	0	0	0	0	0	0	137,551
DS -STATE PRIMARY HIGHWAYS & PTO	23,909	5,711,151	0	0	0	0	0	0	5,735,060
Item 441657 1 Totals:	1,317,349	9,722,371	0	0	0	0	0	0	11,039,720
Project Total:	1,317,349	9,722,371	0	0	0	0	0	0	11,039,720

Fund	<2022	2022	2023	2024	2025	2026	>2026	All Years	
Item Number: 442955-1 Project Description: 42ND AVE N FROM 46TH ST N TO 35TH ST N *NON-SIS*									
District: 07 County: PINELLAS Type of Work: SIDEWALK Project Length: .876									
									Extra Description: 5-6' SIDEWALK ON S SIDE OF 42ND.
CONSTRUCTION / RESPONSIBLE AGENCY NOT AVAILABLE									
LF -LOCAL FUNDS	0	0	953,036	0	0	0	0	0	953,036
TALT -TRANSPORTATION ALTS- ANY AREA	0	0	666,386	0	0	0	0	0	666,386
Item 442955 1 Totals:	0	0	1,619,422	0	0	0	0	0	1,619,422
Project Total:	0	0	1,619,422	0	0	0	0	0	1,619,422

Fund	<2022	2022	2023	2024	2025	2026	>2026	All Years	
Item Number: 443412-1 Project Description: FOREST LAKES BLVD FROM SR 580 TO SR 584/TAMPA RD *NON-SIS*									
District: 07 County: PINELLAS Type of Work: ADD LANES & REHABILITATE PVMNT Project Length: .462									
									Extra Description: 2 TO 4 LANES WITH TRAIL
PRELIMINARY ENGINEERING / MANAGED BY PINELLAS COUNTY BOCC									
CIGP -COUNTY INCENTIVE GRANT PROGRAM	0	0	448,600	0	0	0	0	0	448,600
LFP -LOCAL FUNDS FOR PARTICIPATING	0	0	448,600	0	0	0	0	0	448,600
RIGHT OF WAY / MANAGED BY PINELLAS COUNTY BOCC									
CIGP -COUNTY INCENTIVE GRANT PROGRAM	0	0	0	0	1,031,000	0	0	0	1,031,000
LF -LOCAL FUNDS	0	0	0	0	1,031,000	0	0	0	1,031,000
Item 443412 1 Totals:	0	0	897,200	0	2,062,000	0	0	0	2,959,200
Project Total:	0	0	897,200	0	2,062,000	0	0	0	2,959,200

Fund	<2022	2022	2023	2024	2025	2026	>2026	All Years	
Item Number: 443580-1 Project Description: TARPON AVENUE FROM S HUEY AVENUE TO US HWY 19 *NON-SIS*									
District: 07 County: PINELLAS Type of Work: INTERSECTION IMPROVEMENT Project Length: .250									
									Extra Description: OPERATIONAL IMPROVEMENTS
CONSTRUCTION / RESPONSIBLE AGENCY NOT AVAILABLE									
ACSS -ADVANCE CONSTRUCTION (SS,HSP)	0	707,873	0	0	0	0	0	0	707,873
LF -LOCAL FUNDS	0	52,131	0	0	0	0	0	0	52,131
Item 443580 1 Totals:	0	760,004	0	0	0	0	0	0	760,004
Project Total:	0	760,004	0	0	0	0	0	0	760,004

Fund	<2022	2022	2023	2024	2025	2026	>2026	All Years	
Item Number: 443581-1 Project Description: NORTH SHORE ELEMENTARY VARIOUS LOCATIONS - SAFE ROUTES TO SCHOOL *NON-SIS*									
District: 07 County: PINELLAS Type of Work: SIDEWALK Project Length: .000									

Extra Description: 34TH, POPLAR, 26TH, 37TH ,38TH, OAK, LOCUST, MONTEREY, 1ST								
PRELIMINARY ENGINEERING / MANAGED BY CITY OF ST PETERSBURG								
SR2T -SAFE ROUTES - TRANSFER	0	0	488,692	0	0	0	0	488,692
CONSTRUCTION / MANAGED BY CITY OF ST PETERSBURG								
LF -LOCAL FUNDS	0	0	0	0	0	313,936	0	313,936
SR2T -SAFE ROUTES - TRANSFER	0	0	0	0	0	724,791	0	724,791
Item 443581 1 Totals:	0	0	488,692	0	0	1,038,727	0	1,527,419
Project Total:	0	0	488,692	0	0	1,038,727	0	1,527,419

Fund	<2022	2022	2023	2024	2025	2026	>2026	All Years
Item Number: 443600-1 Project Description: 40TH AVENUE NE OVER PLACIDO BAYOU *NON-SIS*								
District: 07 County: PINELLAS Type of Work: BRIDGE REPLACEMENT Project Length: .153								
Extra Description: BRIDGE REPLACEMENT #157154								
CONSTRUCTION / MANAGED BY CITY OF ST PETERSBURG								
ACBR -ADVANCE CONSTRUCTION (BRT)	18,065	0	0	0	0	0	0	18,065
LF -LOCAL FUNDS	5,327,093	0	0	0	0	0	0	5,327,093
LFF -LOCAL FUND - FOR MATCHING F/A	1,250,000	0	0	0	0	0	0	1,250,000
LFR -LOCAL FUNDS/REIMBURSABLE	3,734,105	0	0	0	0	0	0	3,734,105
CONSTRUCTION / MANAGED BY FDOT								
DIH -STATE IN-HOUSE PRODUCT SUPPORT	2,638	0	0	0	0	0	0	2,638
LOCAL ADVANCE REIMBURSE / MANAGED BY CITY OF ST PETERSBURG								
ACBR -ADVANCE CONSTRUCTION (BRT)	0	383,707	0	3,350,398	0	0	0	3,734,105
Item 443600 1 Totals:	10,331,901	383,707	0	3,350,398	0	0	0	14,066,006
Project Total:	10,331,901	383,707	0	3,350,398	0	0	0	14,066,006

Fund	<2022	2022	2023	2024	2025	2026	>2026	All Years
Item Number: 443780-1 Project Description: US 19/SR 55 FROM S OF CR 528/DREW ST TO N OF CR 576/SUNSET PT RD *SIS*								
District: 07 County: PINELLAS Type of Work: RESURFACING Project Length: 1.932								
Extra Description: 6 AND 8 LANES								
PRELIMINARY ENGINEERING / MANAGED BY FDOT								
DIH -STATE IN-HOUSE PRODUCT SUPPORT	0	1,000	0	0	0	0	0	1,000
DS -STATE PRIMARY HIGHWAYS & PTO	0	769,170	0	0	0	0	0	769,170
CONSTRUCTION / MANAGED BY FDOT								
DIH -STATE IN-HOUSE PRODUCT SUPPORT	0	0	0	70,355	0	0	0	70,355
DS -STATE PRIMARY HIGHWAYS & PTO	0	0	0	5,065,551	0	0	0	5,065,551
Item 443780 1 Totals:	0	770,170	0	5,135,906	0	0	0	5,906,076

Item Number: 443780-2 Project Description: US 19/SR 55 FROM S OF CR 528/DREW ST TO N OF CR 576/SUNSET PT RD. *SIS*								
District: 07 County: PINELLAS Type of Work: URBAN CORRIDOR IMPROVEMENTS Project Length: 1.932								
Extra Description: COMPLETE STREETS, GOES WITH RESURFACING PROJECT SEGMENT 1								
PRELIMINARY ENGINEERING / MANAGED BY FDOT								
DIH -STATE IN-HOUSE PRODUCT SUPPORT	0	1,000	0	0	0	0	0	1,000
CONSTRUCTION / MANAGED BY FDOT								
DDR -DISTRICT DEDICATED REVENUE	0	0	0	2,494,173	0	0	0	2,494,173
DIH -STATE IN-HOUSE PRODUCT SUPPORT	0	0	0	36,213	0	0	0	36,213
Item 443780 2 Totals:	0	1,000	0	2,530,386	0	0	0	2,531,386
Project Total:	0	771,170	0	7,666,292	0	0	0	8,437,462

Fund	<2022	2022	2023	2024	2025	2026	>2026	All Years
Item Number: 443806-1 Project Description: US 19A/SR 595 FROM N END OF LONG BAYOU BRIDGE TO HOOVER BLVD/95TH ST N *NON-SIS*								
District: 07 County: PINELLAS Type of Work: RESURFACING Project Length: .310								
Extra Description: 5 LANES								
PRELIMINARY ENGINEERING / MANAGED BY FDOT								
DDR -DISTRICT DEDICATED REVENUE	883	431,205	0	0	0	0	0	432,088
DEM -ENVIRONMENTAL MITIGATION	1,042	0	0	0	0	0	0	1,042
DIH -STATE IN-HOUSE PRODUCT SUPPORT	13,898	0	0	0	0	0	0	13,898
DS -STATE PRIMARY HIGHWAYS & PTO	6,626	0	0	0	0	0	0	6,626
CONSTRUCTION / MANAGED BY FDOT								
DDR -DISTRICT DEDICATED REVENUE	0	0	525,981	0	0	0	0	525,981
DIH -STATE IN-HOUSE PRODUCT SUPPORT	0	0	7,172	0	0	0	0	7,172
Item 443806 1 Totals:	22,449	431,205	533,153	0	0	0	0	986,807
Project Total:	22,449	431,205	533,153	0	0	0	0	986,807

Fund	<2022	2022	2023	2024	2025	2026	>2026	All Years
Item Number: 443807-1 Project Description: SR 694 FROM E OF GRAND AVE/S FRONTAGE RD TO E OF I-275/SR 93 *SIS*								
District: 07 County: PINELLAS Type of Work: RESURFACING Project Length: .900								
Extra Description: 6 LANES								
PRELIMINARY ENGINEERING / MANAGED BY FDOT								
DDR -DISTRICT DEDICATED REVENUE	0	567,931	0	0	0	0	0	567,931
DIH -STATE IN-HOUSE PRODUCT SUPPORT	11,000	0	0	0	0	0	0	11,000
DS -STATE PRIMARY HIGHWAYS & PTO	7,616	0	0	0	0	0	0	7,616
CONSTRUCTION / MANAGED BY FDOT								
DDR -DISTRICT DEDICATED REVENUE	0	0	2,618,644	0	0	0	0	2,618,644
DIH -STATE IN-HOUSE PRODUCT SUPPORT	0	0	35,708	0	0	0	0	35,708
Item 443807 1 Totals:	18,616	567,931	2,654,352	0	0	0	0	3,240,899
Project Total:	18,616	567,931	2,654,352	0	0	0	0	3,240,899

Fund	<2022	2022	2023	2024	2025	2026	>2026	All Years
Item Number: 443836-1 Project Description: PINELLAS COUNTY SUBSTRUCTURE REPAIR VARIOUS LOCATIONS *NON-SIS*								
District: 07 County: PINELLAS Type of Work: BRIDGE-REPAIR/REHABILITATION Project Length: .989								

Extra Description: 150138, 150202, 150203, 150223									
PRELIMINARY ENGINEERING / MANAGED BY FDOT									
BRRP -STATE BRIDGE REPAIR & REHAB	0	250,000	0	0	0	0	0	0	250,000
DIH -STATE IN-HOUSE PRODUCT SUPPORT	0	1,000	0	0	0	0	0	0	1,000
DS -STATE PRIMARY HIGHWAYS & PTO	89	0	0	0	0	0	0	0	89
CONSTRUCTION / MANAGED BY FDOT									
BRRP -STATE BRIDGE REPAIR & REHAB	0	0	2,504,470	0	0	0	0	0	2,504,470
DIH -STATE IN-HOUSE PRODUCT SUPPORT	0	0	33,542	0	0	0	0	0	33,542
Item 443836 1 Totals:	89	251,000	2,538,012	0	0	0	0	0	2,789,101
Project Total:	89	251,000	2,538,012	0	0	0	0	0	2,789,101

Fund	<2022	2022	2023	2024	2025	2026	>2026	All Years
Item Number: 443842-1 Project Description: I-275 SB OVER 31ST ST S BRIDGE # 150149 *SIS*								
District: 07 County: PINELLAS Type of Work: BRIDGE-REPAIR/REHABILITATION Project Length: .102								
Extra Description: BRIDGE COATING								
PRELIMINARY ENGINEERING / MANAGED BY FDOT								
BRRP -STATE BRIDGE REPAIR & REHAB	0	0	125,000	0	0	0	0	125,000
DIH -STATE IN-HOUSE PRODUCT SUPPORT	0	0	1,000	0	0	0	0	1,000
CONSTRUCTION / MANAGED BY FDOT								
BRRP -STATE BRIDGE REPAIR & REHAB	0	0	0	4,134,045	0	0	0	4,134,045
DIH -STATE IN-HOUSE PRODUCT SUPPORT	0	0	0	55,366	0	0	0	55,366
Item 443842 1 Totals:	0	0	126,000	4,189,411	0	0	0	4,315,411
Project Total:	0	0	126,000	4,189,411	0	0	0	4,315,411

Fund	<2022	2022	2023	2024	2025	2026	>2026	All Years
Item Number: 443928-1 Project Description: ST PETERSBURG DR E FROM S BAYVIEW BLVD TO DARTMOUTH AVE *NON-SIS*								
District: 07 County: PINELLAS Type of Work: URBAN CORRIDOR IMPROVEMENTS Project Length: .500								
Extra Description: COMPLETE STREETS								
CONSTRUCTION / RESPONSIBLE AGENCY NOT AVAILABLE								
LF -LOCAL FUNDS	0	0	0	2,397,095	0	0	0	2,397,095
SU -STP, URBAN AREAS > 200K	0	0	0	1,000,000	0	0	0	1,000,000
Item 443928 1 Totals:	0	0	0	3,397,095	0	0	0	3,397,095
Project Total:	0	0	0	3,397,095	0	0	0	3,397,095

Fund	<2022	2022	2023	2024	2025	2026	>2026	All Years
Item Number: 443929-1 Project Description: ROSERY RD FROM MISSOURI AVE TO EAGLE LAKE PARK *NON-SIS*								
District: 07 County: PINELLAS Type of Work: URBAN CORRIDOR IMPROVEMENTS Project Length: 1.520								
Extra Description: COMPLETE STREETS								
CONSTRUCTION / MANAGED BY FDOT								
LF -LOCAL FUNDS	0	0	0	9,706,318	0	0	0	9,706,318
SU -STP, URBAN AREAS > 200K	0	0	0	1,000,000	0	0	0	1,000,000
Item 443929 1 Totals:	0	0	0	10,706,318	0	0	0	10,706,318
Project Total:	0	0	0	10,706,318	0	0	0	10,706,318

Fund	<2022	2022	2023	2024	2025	2026	>2026	All Years
Item Number: 445437-1 Project Description: RIDGEMOOR BLVD & BROOKER CREEK AT BROOKER CREEK BRIDGE #154153 *NON-SIS*								
District: 07 County: PINELLAS Type of Work: BRIDGE REPLACEMENT Project Length: .023								
PRELIMINARY ENGINEERING / MANAGED BY FDOT								
ACBR -ADVANCE CONSTRUCTION (BRT)	0	0	662,656	0	0	0	0	662,656
LF -LOCAL FUNDS	0	0	220,551	0	0	0	0	220,551
CONSTRUCTION / MANAGED BY FDOT								
ACBR -ADVANCE CONSTRUCTION (BRT)	0	0	0	0	3,152,954	0	0	3,152,954
LF -LOCAL FUNDS	0	0	0	0	1,735,808	0	0	1,735,808
Item 445437 1 Totals:	0	0	883,207	0	4,888,762	0	0	5,771,969
Project Total:	0	0	883,207	0	4,888,762	0	0	5,771,969

Fund	<2022	2022	2023	2024	2025	2026	>2026	All Years
Item Number: 445649-1 Project Description: 22ND ST S FROM 9TH AVE S TO 5TH AVE S *NON-SIS*								
District: 07 County: PINELLAS Type of Work: URBAN CORRIDOR IMPROVEMENTS Project Length: .376								
Extra Description: COMPLETE STREETS-ADD BRICK PAVERS,WIDEN SIDWALKS,STREETSCAPE								
CONSTRUCTION / RESPONSIBLE AGENCY NOT AVAILABLE								
LF -LOCAL FUNDS	0	0	0	0	1,439,304	0	0	1,439,304
SU -STP, URBAN AREAS > 200K	0	0	0	0	1,000,000	0	0	1,000,000
Item 445649 1 Totals:	0	0	0	0	2,439,304	0	0	2,439,304
Project Total:	0	0	0	0	2,439,304	0	0	2,439,304

Fund	<2022	2022	2023	2024	2025	2026	>2026	All Years
Item Number: 445681-1 Project Description: SR 590/DREW ST FROM OSCEOLA AVE TO US 19 *NON-SIS*								
District: 07 County: PINELLAS Type of Work: URBAN CORRIDOR IMPROVEMENTS Project Length: 4.341								
Extra Description: STUDY TO DETERMINE RW CONFIG/COMPLETE STREETS/SAFETY IMPROVS								
P D & E / MANAGED BY FDOT								
DDR -DISTRICT DEDICATED REVENUE	220,000	0	0	0	0	0	0	220,000
PRELIMINARY ENGINEERING / MANAGED BY FDOT								
DIH -STATE IN-HOUSE PRODUCT SUPPORT	0	1,000	0	0	0	0	0	1,000
SU -STP, URBAN AREAS > 200K	0	1,668,717	0	0	0	0	0	1,668,717
CONSTRUCTION / MANAGED BY FDOT								
SA -STP, ANY AREA	0	0	0	2,166,000	0	0	0	2,166,000
SU -STP, URBAN AREAS > 200K	0	0	0	2,675,500	0	0	0	2,675,500
Item 445681 1 Totals:	220,000	1,669,717	0	4,841,500	0	0	0	6,731,217

Project Total:		220,000	1,669,717	0	4,841,500	0	0	0	6,731,217
Fund	<2022	2022	2023	2024	2025	2026	>2026	All Years	
Item Number: 445830-1 Project Description: PINELLAS COUNTY DRAINAGE REPAIRS VARIOUS LOCATIONS *SIS*									
District: 07 County: PINELLAS Type of Work: BRIDGE-REPAIR/REHABILITATION Project Length: 1.541									
Extra Description: BRIDGE # 150121, 122, 123, 124, 140, 143, 158, 159									
PRELIMINARY ENGINEERING / MANAGED BY FDOT									
BRRP -STATE BRIDGE REPAIR & REHAB	0	0	200,000	0	0	0	0	200,000	
DIH -STATE IN-HOUSE PRODUCT SUPPORT	0	0	1,000	0	0	0	0	1,000	
CONSTRUCTION / MANAGED BY FDOT									
BRRP -STATE BRIDGE REPAIR & REHAB	0	0	0	757,941	0	0	0	757,941	
DIH -STATE IN-HOUSE PRODUCT SUPPORT	0	0	0	10,151	0	0	0	10,151	
Item 445830 1 Totals:	0	0	201,000	768,092	0	0	0	969,092	
Project Total:	0	0	201,000	768,092	0	0	0	969,092	

Fund	<2022	2022	2023	2024	2025	2026	>2026	All Years	
Item Number: 445834-1 Project Description: PINELLAS COUNTY SUBSTRUCTURE REPAIR BRIDGE #150030 & 150135 *NON-SIS*									
District: 07 County: PINELLAS Type of Work: BRIDGE-REPAIR/REHABILITATION Project Length: .203									
Extra Description: COREY AVE OVER INTERCOASTAL WATERWAY									
PRELIMINARY ENGINEERING / MANAGED BY FDOT									
BRRP -STATE BRIDGE REPAIR & REHAB	0	0	0	120,000	0	0	0	120,000	
DIH -STATE IN-HOUSE PRODUCT SUPPORT	0	0	0	1,000	0	0	0	1,000	
CONSTRUCTION / MANAGED BY FDOT									
BRRP -STATE BRIDGE REPAIR & REHAB	0	0	0	0	1,443,661	0	0	1,443,661	
DIH -STATE IN-HOUSE PRODUCT SUPPORT	0	0	0	0	19,335	0	0	19,335	
Item 445834 1 Totals:	0	0	0	121,000	1,462,996	0	0	1,583,996	
Project Total:	0	0	0	121,000	1,462,996	0	0	1,583,996	

Fund	<2022	2022	2023	2024	2025	2026	>2026	All Years	
Item Number: 445864-1 Project Description: I-175/SR 594 FROM E 16TH STREET S TO 4TH STREET S *SIS*									
District: 07 County: PINELLAS Type of Work: RIGID PAVEMENT REHABILITATION Project Length: 1.325									
Extra Description: 4 AND 6 LANES									
PRELIMINARY ENGINEERING / MANAGED BY FDOT									
ACNP -ADVANCE CONSTRUCTION NHPP	690,458	0	0	0	0	0	0	690,458	
DDR -DISTRICT DEDICATED REVENUE	36	0	0	0	0	0	0	36	
DS -STATE PRIMARY HIGHWAYS & PTO	12,010	0	0	0	0	0	0	12,010	
CONSTRUCTION / MANAGED BY FDOT									
ACNP -ADVANCE CONSTRUCTION NHPP	0	0	3,618,376	0	0	0	0	3,618,376	
Item 445864 1 Totals:	702,504	0	3,618,376	0	0	0	0	4,320,880	
Project Total:	702,504	0	3,618,376	0	0	0	0	4,320,880	

Fund	<2022	2022	2023	2024	2025	2026	>2026	All Years	
Item Number: 445865-1 Project Description: I-375/SR 592 FROM I-275 TO SR 595/4TH AVE N *SIS*									
District: 07 County: PINELLAS Type of Work: RIGID PAVEMENT REHABILITATION Project Length: 1.961									
Extra Description: 4 LANES									
PRELIMINARY ENGINEERING / MANAGED BY FDOT									
ACNP -ADVANCE CONSTRUCTION NHPP	776,349	0	0	0	0	0	0	776,349	
DDR -DISTRICT DEDICATED REVENUE	88	0	0	0	0	0	0	88	
DS -STATE PRIMARY HIGHWAYS & PTO	11,711	0	0	0	0	0	0	11,711	
CONSTRUCTION / MANAGED BY FDOT									
ACNP -ADVANCE CONSTRUCTION NHPP	0	0	0	2,842,363	0	0	0	2,842,363	
Item 445865 1 Totals:	788,148	0	0	2,842,363	0	0	0	3,630,511	
Project Total:	788,148	0	0	2,842,363	0	0	0	3,630,511	

Fund	<2022	2022	2023	2024	2025	2026	>2026	All Years	
Item Number: 445886-1 Project Description: I-275/SR 93 FROM N END OF SKYWAY BRIDGE TO N OF MAXIMO POINT BRIDGES *SIS*									
District: 07 County: PINELLAS Type of Work: RESURFACING Project Length: 7.551									
Extra Description: 4 LANES									
PRELIMINARY ENGINEERING / MANAGED BY FDOT									
ACNP -ADVANCE CONSTRUCTION NHPP	1,076,435	0	0	0	0	0	0	1,076,435	
DDR -DISTRICT DEDICATED REVENUE	689	0	0	0	0	0	0	689	
DIH -STATE IN-HOUSE PRODUCT SUPPORT	5,000	0	0	0	0	0	0	5,000	
DS -STATE PRIMARY HIGHWAYS & PTO	25,573	0	0	0	0	0	0	25,573	
CONSTRUCTION / MANAGED BY FDOT									
ACNP -ADVANCE CONSTRUCTION NHPP	0	0	11,030,435	0	0	0	0	11,030,435	
DS -STATE PRIMARY HIGHWAYS & PTO	52,129	0	0	0	0	0	0	52,129	
Item 445886 1 Totals:	1,159,826	0	11,030,435	0	0	0	0	12,190,261	
Project Total:	1,159,826	0	11,030,435	0	0	0	0	12,190,261	

Fund	<2022	2022	2023	2024	2025	2026	>2026	All Years	
Item Number: 445981-1 Project Description: I-275 SB RAMP TO I-375 EB BRIDGE 150124 *SIS*									
District: 07 County: PINELLAS Type of Work: BRIDGE-REPAIR/REHABILITATION Project Length: .225									
Extra Description: BEAM AND SUBSTRUCTURE REPAIR									
PRELIMINARY ENGINEERING / MANAGED BY FDOT									
BRRP -STATE BRIDGE REPAIR & REHAB	0	100,000	0	0	0	0	0	100,000	
DIH -STATE IN-HOUSE PRODUCT SUPPORT	0	1,000	0	0	0	0	0	1,000	
CONSTRUCTION / MANAGED BY FDOT									
BRRP -STATE BRIDGE REPAIR & REHAB	0	0	76,733	0	0	0	0	76,733	
DIH -STATE IN-HOUSE PRODUCT SUPPORT	0	0	1,054	0	0	0	0	1,054	

Item 445981	1 Totals:	0	101,000	77,787	0	0	0	0	178,787
Project Total:		0	101,000	77,787	0	0	0	0	178,787

Fund	<2022	2022	2023	2024	2025	2026	>2026	All Years
Item Number: 446009-1 Project Description: I-275/SR 93 FROM 54TH AVE S TO 5TH AVE S *SIS*								
District: 07 County: PINELLAS Type of Work: RIGID PAVEMENT REHABILITATION Project Length: 3.956								
Extra Description: 6 LANES								
PRELIMINARY ENGINEERING / MANAGED BY FDOT								
ACNP -ADVANCE CONSTRUCTION NHPP	1,615,384	0	0	0	0	0	0	1,615,384
DDR -DISTRICT DEDICATED REVENUE	984	0	0	0	0	0	0	984
DS -STATE PRIMARY HIGHWAYS & PTO	33,139	0	0	0	0	0	0	33,139
CONSTRUCTION / MANAGED BY FDOT								
ACNP -ADVANCE CONSTRUCTION NHPP	0	0	9,379,771	0	0	0	0	9,379,771
Item 446009 1 Totals:	1,649,507	0	9,379,771	0	0	0	0	11,029,278
Project Total:	1,649,507	0	9,379,771	0	0	0	0	11,029,278

Fund	<2022	2022	2023	2024	2025	2026	>2026	All Years
Item Number: 447374-1 Project Description: 28TH ST N FROM PINELLAS TRAIL TO 1ST AVE N *NON-SIS*								
District: 07 County: PINELLAS Type of Work: URBAN CORRIDOR IMPROVEMENTS Project Length: .498								
Extra Description: STREETSCAPE, INTERSECTIONS, ROADWAY AND BICYCLE IMPROVEMENTS								
PRELIMINARY ENGINEERING / RESPONSIBLE AGENCY NOT AVAILABLE								
TALT -TRANSPORTATION ALTS- ANY AREA	0	0	0	323,558	0	0	0	323,558
CONSTRUCTION / RESPONSIBLE AGENCY NOT AVAILABLE								
LF -LOCAL FUNDS	0	0	0	0	0	99,082	0	99,082
TALT -TRANSPORTATION ALTS- ANY AREA	0	0	0	0	0	11,791	0	11,791
TALU -TRANSPORTATION ALTS- >200K	0	0	0	0	0	748,675	0	748,675
Item 447374 1 Totals:	0	0	0	323,558	0	859,548	0	1,183,106
Project Total:	0	0	0	323,558	0	859,548	0	1,183,106

Fund	<2022	2022	2023	2024	2025	2026	>2026	All Years
Item Number: 447375-1 Project Description: CENTRAL AVE FROM 34TH ST TO 31ST ST *NON-SIS*								
District: 07 County: PINELLAS Type of Work: URBAN CORRIDOR IMPROVEMENTS Project Length: .252								
Extra Description: SEPARATED BIKE LANE AND STREETSCAPE AMENTITIES								
PRELIMINARY ENGINEERING / RESPONSIBLE AGENCY NOT AVAILABLE								
TALT -TRANSPORTATION ALTS- ANY AREA	0	0	0	179,748	0	0	0	179,748
Item 447375 1 Totals:	0	0	0	179,748	0	0	0	179,748
Project Total:	0	0	0	179,748	0	0	0	179,748

Fund	<2022	2022	2023	2024	2025	2026	>2026	All Years
Item Number: 447528-1 Project Description: SR688/ULMERTON/SR686/ROOSEVELT FR 34TH ST N TO W END OF WB SR686 RAMP *NON-SIS*								
District: 07 County: PINELLAS Type of Work: LANDSCAPING Project Length: 1.018								
PRELIMINARY ENGINEERING / MANAGED BY FDOT								
DDR -DISTRICT DEDICATED REVENUE	99,236	0	0	0	0	0	0	99,236
DEM -ENVIRONMENTAL MITIGATION	173	0	0	0	0	0	0	173
DS -STATE PRIMARY HIGHWAYS & PTO	3,497	0	0	0	0	0	0	3,497
CONSTRUCTION / MANAGED BY FDOT								
DIH -STATE IN-HOUSE PRODUCT SUPPORT	0	11,317	0	0	0	0	0	11,317
DS -STATE PRIMARY HIGHWAYS & PTO	0	829,887	0	0	0	0	0	829,887
Item 447528 1 Totals:	102,906	841,204	0	0	0	0	0	944,110
Project Total:	102,906	841,204	0	0	0	0	0	944,110

Fund	<2022	2022	2023	2024	2025	2026	>2026	All Years
Item Number: 447535-1 Project Description: SR 580/SKINNER BLVD FROM ALT US 19/BROADWAY TO MAIN ST/BASS BLVD *NON-SIS*								
District: 07 County: PINELLAS Type of Work: URBAN CORRIDOR IMPROVEMENTS Project Length: .479								
Extra Description: COMPLETE STREET								
CONSTRUCTION / MANAGED BY FDOT								
LF -LOCAL FUNDS	0	0	0	0	0	4,659,856	0	4,659,856
SU -STP, URBAN AREAS > 200K	0	0	0	0	0	1,146,944	0	1,146,944
Item 447535 1 Totals:	0	0	0	0	0	5,806,800	0	5,806,800
Project Total:	0	0	0	0	0	5,806,800	0	5,806,800

Fund	<2022	2022	2023	2024	2025	2026	>2026	All Years
Item Number: 447746-1 Project Description: PINELLAS COUNTY VARIOUS LOCATIONS CULVERTS SUBSTRUCTURE REPAIR *SIS*								
District: 07 County: PINELLAS Type of Work: BRIDGE-REPAIR/REHABILITATION Project Length: .575								
Extra Description: 150024,046,047,065,073,111,218								
PRELIMINARY ENGINEERING / MANAGED BY FDOT								
BRRP -STATE BRIDGE REPAIR & REHAB	0	0	0	0	550,000	0	0	550,000
DIH -STATE IN-HOUSE PRODUCT SUPPORT	0	0	0	0	1,000	0	0	1,000
CONSTRUCTION / MANAGED BY FDOT								
BRRP -STATE BRIDGE REPAIR & REHAB	0	0	0	0	0	401,217	0	401,217
DIH -STATE IN-HOUSE PRODUCT SUPPORT	0	0	0	0	0	5,374	0	5,374
Item 447746 1 Totals:	0	0	0	0	551,000	406,591	0	957,591
Project Total:	0	0	0	0	551,000	406,591	0	957,591

Fund	<2022	2022	2023	2024	2025	2026	>2026	All Years
Item Number: 447747-1 Project Description: US 19A/SR 595 OVER LONG BAYOU SUBSTRUCTURE REPAIR *NON-SIS*								
District: 07 County: PINELLAS Type of Work: BRIDGE-REPAIR/REHABILITATION Project Length: .211								
Extra Description: 150001, 150074								

PRELIMINARY ENGINEERING / MANAGED BY FDOT									
BRRP -STATE BRIDGE REPAIR & REHAB		0	0	0	0	350,000	0	0	350,000
DIH -STATE IN-HOUSE PRODUCT SUPPORT		0	0	0	0	1,000	0	0	1,000
CONSTRUCTION / MANAGED BY FDOT									
BRRP -STATE BRIDGE REPAIR & REHAB		0	0	0	0	0	1,346,658	0	1,346,658
DIH -STATE IN-HOUSE PRODUCT SUPPORT		0	0	0	0	0	20,200	0	20,200
Item 447747 1 Totals:		0	0	0	0	351,000	1,366,858	0	1,717,858
Project Total:		0	0	0	0	351,000	1,366,858	0	1,717,858

Fund	<2022	2022	2023	2024	2025	2026	>2026	All Years	
Item Number: 447748-1 Project Description: SR 60/COURT ST OVER CLEARWATER HARBOUR BRIDGE #150244 *NON-SIS*									
District: 07 County: PINELLAS Type of Work: BRIDGE-REPAIR/REHABILITATION Project Length: .439									
PRELIMINARY ENGINEERING / MANAGED BY FDOT									
BRRP -STATE BRIDGE REPAIR & REHAB		0	0	0	0	200,000	0	0	200,000
DIH -STATE IN-HOUSE PRODUCT SUPPORT		0	0	0	0	1,000	0	0	1,000
CONSTRUCTION / MANAGED BY FDOT									
BRRP -STATE BRIDGE REPAIR & REHAB		0	0	0	0	0	965,944	0	965,944
DIH -STATE IN-HOUSE PRODUCT SUPPORT		0	0	0	0	0	12,937	0	12,937
Item 447748 1 Totals:		0	0	0	0	201,000	978,881	0	1,179,881
Project Total:		0	0	0	0	201,000	978,881	0	1,179,881

Fund	<2022	2022	2023	2024	2025	2026	>2026	All Years	
Item Number: 447768-1 Project Description: US 19/SR 55 FROM CR 611 NB OFF RAMP TO CR 611 NB ON RAMP *NON-SIS*									
District: 07 County: PINELLAS Type of Work: LANDSCAPING Project Length: .440									
Extra Description: INSTALLATION OF PLANTS AND RELATED MATERIALS									
PRELIMINARY ENGINEERING / MANAGED BY FDOT									
DDR -DISTRICT DEDICATED REVENUE		63,778	0	0	0	0	0	0	63,778
DS -STATE PRIMARY HIGHWAYS & PTO		4,500	0	0	0	0	0	0	4,500
CONSTRUCTION / MANAGED BY FDOT									
DIH -STATE IN-HOUSE PRODUCT SUPPORT		0	6,374	0	0	0	0	0	6,374
DS -STATE PRIMARY HIGHWAYS & PTO		0	467,425	0	0	0	0	0	467,425
Item 447768 1 Totals:		68,278	473,799	0	0	0	0	0	542,077
Project Total:		68,278	473,799	0	0	0	0	0	542,077

Fund	<2022	2022	2023	2024	2025	2026	>2026	All Years	
Item Number: 448036-1 Project Description: ALT US 19/SR 595/5TH AVE N FROM SR 687/4TH ST N TO N OF 58TH ST N *NON-SIS*									
District: 07 County: PINELLAS Type of Work: RESURFACING Project Length: 4.638									
Extra Description: 4 LANES									
PRELIMINARY ENGINEERING / MANAGED BY FDOT									
DDR -DISTRICT DEDICATED REVENUE		0	1,373,652	0	0	0	0	0	1,373,652
DIH -STATE IN-HOUSE PRODUCT SUPPORT		0	1,000	0	0	0	0	0	1,000
CONSTRUCTION / MANAGED BY FDOT									
DDR -DISTRICT DEDICATED REVENUE		0	0	0	9,576,995	0	0	0	9,576,995
DIH -STATE IN-HOUSE PRODUCT SUPPORT		0	0	0	108,300	0	0	0	108,300
Item 448036 1 Totals:		0	1,374,652	0	9,685,295	0	0	0	11,059,947

Item Number: 448036-2 Project Description: ALT US 19/SR 595/5TH AVE N FROM SR 687/4TH ST N TO N OF 58TH ST N. *NON-SIS*									
District: 07 County: PINELLAS Type of Work: URBAN CORRIDOR IMPROVEMENTS Project Length: 4.638									
Extra Description: COMPLETE STREETS, GOES WITH RESURFACING PROJECT SEGMENT 1									
PRELIMINARY ENGINEERING / MANAGED BY FDOT									
DIH -STATE IN-HOUSE PRODUCT SUPPORT		0	1,000	0	0	0	0	0	1,000
CONSTRUCTION / MANAGED BY FDOT									
DDR -DISTRICT DEDICATED REVENUE		0	0	0	2,670,819	0	0	0	2,670,819
DIH -STATE IN-HOUSE PRODUCT SUPPORT		0	0	0	38,549	0	0	0	38,549
Item 448036 2 Totals:		0	1,000	0	2,709,368	0	0	0	2,710,368
Project Total:		0	1,375,652	0	12,394,663	0	0	0	13,770,315

Fund	<2022	2022	2023	2024	2025	2026	>2026	All Years	
Item Number: 448045-1 Project Description: I-275/US 19 AT N SKYWAY REST AREA *SIS*									
District: 07 County: PINELLAS Type of Work: REST AREA Project Length: .001									
Extra Description: BOOSTER PUMP STATION TO INCREASE WATER FLOW AND PRESSURE									
CONSTRUCTION / MANAGED BY FDOT									
DRA -REST AREAS - STATE 100%		110,000	0	0	0	0	0	0	110,000
Item 448045 1 Totals:		110,000	0	0	0	0	0	0	110,000
Project Total:		110,000	0	0	0	0	0	0	110,000

Fund	<2022	2022	2023	2024	2025	2026	>2026	All Years	
Item Number: 448221-1 Project Description: US 19A/SR 595/5TH AVE N FROM US92/SR 687/4TH ST N TO W OF 6TH ST N *NON-SIS*									
District: 07 County: PINELLAS Type of Work: URBAN CORRIDOR IMPROVEMENTS Project Length: .210									
Extra Description: LANE ELIMINATION, CURB EXTENSIONS, AND PEDESTRIAN CROSSINGS									
PRELIMINARY ENGINEERING / MANAGED BY FDOT									
DDR -DISTRICT DEDICATED REVENUE		2,258	0	0	0	0	0	0	2,258
DIH -STATE IN-HOUSE PRODUCT SUPPORT		10,000	0	0	0	0	0	0	10,000
DS -STATE PRIMARY HIGHWAYS & PTO		2,501	0	0	0	0	0	0	2,501
CONSTRUCTION / MANAGED BY FDOT									
DDR -DISTRICT DEDICATED REVENUE		0	374,000	0	0	0	0	0	374,000
DIH -STATE IN-HOUSE PRODUCT SUPPORT		0	6,000	0	0	0	0	0	6,000
LF -LOCAL FUNDS		0	330,000	0	0	0	0	0	330,000
Item 448221 1 Totals:		14,759	710,000	0	0	0	0	0	724,759
Project Total:		14,759	710,000	0	0	0	0	0	724,759

Fund	<2022	2022	2023	2024	2025	2026	>2026	All Years
Item Number: 448486-1 Project Description: ALT US 19/BAYSHORE BLVD AT SR 586/CURLEW RD/CAUSEWAY BLVD *NON-SIS*								
District: 07 County: PINELLAS Type of Work: INTERSECTION IMPROVEMENT Project Length: 1.000								
Extra Description: INTERSECTION IMPROVEMENTS FOR OPERATIONAL AND PED SAFETY								
PRELIMINARY ENGINEERING / MANAGED BY FDOT								
SU -STP, URBAN AREAS > 200K		0	0	1,000	0	0	0	1,000
DESIGN BUILD / MANAGED BY FDOT								
SU -STP, URBAN AREAS > 200K		0	0	4,315,837	0	0	0	4,315,837
Item 448486 1 Totals:		0	0	4,316,837	0	0	0	4,316,837
Project Total:		0	0	4,316,837	0	0	0	4,316,837

Fund	<2022	2022	2023	2024	2025	2026	>2026	All Years
Item Number: 448509-1 Project Description: DUHME RD/113TH ST FROM SR 666/TOM STUART CSWY TO SR 688/ULMERTON RD *NON-SIS*								
District: 07 County: PINELLAS Type of Work: ATMS - ARTERIAL TRAFFIC MGMT Project Length: 5.883								
Extra Description: FIBER OPTIC CABLES,CCTV,DMS & ADAPTIVE VEHICLE DETECTION SYS								
PRELIMINARY ENGINEERING / RESPONSIBLE AGENCY NOT AVAILABLE								
CIGP -COUNTY INCENTIVE GRANT PROGRAM		0	0	0	277,300	0	0	277,300
LFP -LOCAL FUNDS FOR PARTICIPATING		0	0	0	277,300	0	0	277,300
CONSTRUCTION / RESPONSIBLE AGENCY NOT AVAILABLE								
CIGP -COUNTY INCENTIVE GRANT PROGRAM		0	0	0	0	1,466,200	0	1,466,200
LFP -LOCAL FUNDS FOR PARTICIPATING		0	0	0	0	1,466,200	0	1,466,200
Item 448509 1 Totals:		0	0	0	554,600	2,932,400	0	3,487,000
Project Total:		0	0	0	554,600	2,932,400	0	3,487,000

Fund	<2022	2022	2023	2024	2025	2026	>2026	All Years
Item Number: 448510-1 Project Description: ALDERMAN RD FROM US ALT 19/PALM HARBOR BLVD TO US 19/SR 55 *NON-SIS*								
District: 07 County: PINELLAS Type of Work: ATMS - ARTERIAL TRAFFIC MGMT Project Length: 2.011								
Extra Description: FIBER OPTIC CABLES,CCTV,DMS & ADAPTIVE VEHICLE DETECTION SYS								
PRELIMINARY ENGINEERING / RESPONSIBLE AGENCY NOT AVAILABLE								
CIGP -COUNTY INCENTIVE GRANT PROGRAM		0	0	116,900	0	0	0	116,900
LFP -LOCAL FUNDS FOR PARTICIPATING		0	0	116,900	0	0	0	116,900
CONSTRUCTION / RESPONSIBLE AGENCY NOT AVAILABLE								
CIGP -COUNTY INCENTIVE GRANT PROGRAM		0	0	0	0	648,350	0	648,350
LFP -LOCAL FUNDS FOR PARTICIPATING		0	0	0	0	648,350	0	648,350
Item 448510 1 Totals:		0	0	233,800	0	1,296,700	0	1,530,500
Project Total:		0	0	233,800	0	1,296,700	0	1,530,500

Fund	<2022	2022	2023	2024	2025	2026	>2026	All Years
Item Number: 448511-1 Project Description: SR 590/DREW ST FROM FR HARRISON RD TO US 19/SR 55 *NON-SIS*								
District: 07 County: PINELLAS Type of Work: ATMS - ARTERIAL TRAFFIC MGMT Project Length: 4.315								
Extra Description: FIBER OPTIC CABLES,CCTV,DMS & ADAPTIVE VEHICLE DETECTION SYS								
PRELIMINARY ENGINEERING / RESPONSIBLE AGENCY NOT AVAILABLE								
CIGP -COUNTY INCENTIVE GRANT PROGRAM		0	0	205,000	0	0	0	205,000
LFP -LOCAL FUNDS FOR PARTICIPATING		0	0	205,000	0	0	0	205,000
CONSTRUCTION / RESPONSIBLE AGENCY NOT AVAILABLE								
CIGP -COUNTY INCENTIVE GRANT PROGRAM		0	0	0	0	1,040,000	0	1,040,000
LFP -LOCAL FUNDS FOR PARTICIPATING		0	0	0	0	1,040,000	0	1,040,000
Item 448511 1 Totals:		0	0	410,000	0	2,080,000	0	2,490,000
Project Total:		0	0	410,000	0	2,080,000	0	2,490,000

Fund	<2022	2022	2023	2024	2025	2026	>2026	All Years
Item Number: 448512-1 Project Description: SR 580/SKINNER/MAIN FROM US ALT 19/SR 580/BROADWAY TO US 19 *NON-SIS*								
District: 07 County: PINELLAS Type of Work: ATMS - ARTERIAL TRAFFIC MGMT Project Length: 3.201								
Extra Description: FIBER OPTIC CABLE, CCTV CAMERAS AND DMS								
CONSTRUCTION / RESPONSIBLE AGENCY NOT AVAILABLE								
CIGP -COUNTY INCENTIVE GRANT PROGRAM		0	0	0	334,500	0	0	334,500
LFP -LOCAL FUNDS FOR PARTICIPATING		0	0	0	334,500	0	0	334,500
Item 448512 1 Totals:		0	0	0	669,000	0	0	669,000
Project Total:		0	0	0	669,000	0	0	669,000

Fund	<2022	2022	2023	2024	2025	2026	>2026	All Years
Item Number: 448513-1 Project Description: SR 586/CAUSEWAY BLVD/CURLEW RD FROM HONEYMOON PARK ENTRANCE TO US 19 *NON-SIS*								
District: 07 County: PINELLAS Type of Work: ATMS - ARTERIAL TRAFFIC MGMT Project Length: 5.230								
CONSTRUCTION / RESPONSIBLE AGENCY NOT AVAILABLE								
CIGP -COUNTY INCENTIVE GRANT PROGRAM		0	0	0	502,000	0	0	502,000
LFP -LOCAL FUNDS FOR PARTICIPATING		0	0	0	502,000	0	0	502,000
Item 448513 1 Totals:		0	0	0	1,004,000	0	0	1,004,000
Project Total:		0	0	0	1,004,000	0	0	1,004,000

Fund	<2022	2022	2023	2024	2025	2026	>2026	All Years
TRANSPORTATION PLANNING								
Item Number: 438747-2 Project Description: PINELLAS COUNTY MODEL STUDIES *NON-SIS*								
District: 07 County: PINELLAS Type of Work: PLANNING MODELS/DATA UPDATE Project Length: .000								
Extra Description: CONDUCT SURVEYS TO UPDATE PLANNING MODELS/DATA								
PLANNING / MANAGED BY FDOT								

D -UNRESTRICTED STATE PRIMARY	740,000	148,000	148,000	148,000	148,000	148,000	0	1,480,000
DU -STATE PRIMARY/FEDERAL REIMB	162,312	0	0	0	0	0	0	162,312
SU -STP, URBAN AREAS > 200K	444,000	148,000	148,000	148,000	148,000	148,000	0	1,184,000
Item 438747 2 Totals:	1,346,312	296,000	296,000	296,000	296,000	296,000	0	2,826,312
Project Total:	1,346,312	296,000	296,000	296,000	296,000	296,000	0	2,826,312

Fund	<2022	2022	2023	2024	2025	2026	>2026	All Years
Item Number: 439338-3 Project Description: PINELLAS COUNTY FY 2020/2021-2021/2022 UPWP *NON-SIS*								
District: 07 County: PINELLAS Type of Work: TRANSPORTATION PLANNING Project Length: .000								
PLANNING / RESPONSIBLE AGENCY NOT AVAILABLE								
PL -METRO PLAN (85% FA; 15% OTHER)	1,219,948	1,107,369	0	0	0	0	0	2,327,317
SU -STP, URBAN AREAS > 200K	350,000	666,047	0	0	0	0	0	1,016,047
Item 439338 3 Totals:	1,569,948	1,773,416	0	0	0	0	0	3,343,364
Item Number: 439338-4 Project Description: PINELLAS COUNTY FY 2022/2023-2023/2024 UPWP *NON-SIS*								
District: 07 County: PINELLAS Type of Work: TRANSPORTATION PLANNING Project Length: .000								
PLANNING / RESPONSIBLE AGENCY NOT AVAILABLE								
PL -METRO PLAN (85% FA; 15% OTHER)	0	0	984,092	984,092	0	0	0	1,968,184
SU -STP, URBAN AREAS > 200K	0	0	600,000	600,000	0	0	0	1,200,000
Item 439338 4 Totals:	0	0	1,584,092	1,584,092	0	0	0	3,168,184
Item Number: 439338-5 Project Description: PINELLAS COUNTY FY 2024/2025-2025/2026 UPWP *NON-SIS*								
District: 07 County: PINELLAS Type of Work: TRANSPORTATION PLANNING Project Length: .000								
PLANNING / RESPONSIBLE AGENCY NOT AVAILABLE								
PL -METRO PLAN (85% FA; 15% OTHER)	0	0	0	0	984,092	984,092	0	1,968,184
SU -STP, URBAN AREAS > 200K	0	0	0	0	600,000	600,000	0	1,200,000
Item 439338 5 Totals:	0	0	0	0	1,584,092	1,584,092	0	3,168,184
Project Total:	1,569,948	1,497,948	1,584,092	1,584,092	1,584,092	1,584,092	0	9,404,264

Fund	<2022	2022	2023	2024	2025	2026	>2026	All Years
MAINTENANCE								
Item Number: 400575-1 Project Description: PINELLAS CO (15) *NON-SIS*								
District: 07 County: PINELLAS Type of Work: ROUTINE MAINTENANCE Project Length: .000								
BRDG/RDWY/CONTRACT MAINT / MANAGED BY FDOT								
D -UNRESTRICTED STATE PRIMARY	70,744,411	1,408,000	1,408,000	1,408,000	1,408,000	1,408,000	0	77,784,411
Item 400575 1 Totals:	70,744,411	1,408,000	1,408,000	1,408,000	1,408,000	1,408,000	0	77,784,411
Project Total:	70,744,411	1,408,000	1,408,000	1,408,000	1,408,000	1,408,000	0	77,784,411

Fund	<2022	2022	2023	2024	2025	2026	>2026	All Years
Item Number: 401072-1 Project Description: PINELLAS CO (15) BAYWAY *NON-SIS*								
District: 07 County: PINELLAS Type of Work: ROUTINE MAINTENANCE Project Length: .000								
BRDG/RDWY/CONTRACT MAINT / MANAGED BY FDOT								
TM03 -PINELLAS BAYWAY	855,365	20,000	20,000	20,000	20,000	20,000	0	955,365
Item 401072 1 Totals:	855,365	20,000	20,000	20,000	20,000	20,000	0	955,365
Project Total:	855,365	20,000	20,000	20,000	20,000	20,000	0	955,365

Fund	<2022	2022	2023	2024	2025	2026	>2026	All Years
Item Number: 401073-1 Project Description: PINELLAS CO (15) SKYWAY *NON-SIS*								
District: 07 County: PINELLAS Type of Work: ROUTINE MAINTENANCE Project Length: .000								
BRDG/RDWY/CONTRACT MAINT / MANAGED BY FDOT								
TM01 -SUNSHINE SKYWAY	2,618,197	182,000	182,000	182,000	182,000	182,000	0	3,528,197
Item 401073 1 Totals:	2,618,197	182,000	182,000	182,000	182,000	182,000	0	3,528,197
Project Total:	2,618,197	182,000	182,000	182,000	182,000	182,000	0	3,528,197

Fund	<2022	2022	2023	2024	2025	2026	>2026	All Years
Item Number: 401693-1 Project Description: PINELLAS CO (15) *SIS*								
District: 07 County: PINELLAS Type of Work: ROUTINE MAINTENANCE Project Length: .000								
BRDG/RDWY/CONTRACT MAINT / MANAGED BY FDOT								
D -UNRESTRICTED STATE PRIMARY	2,757,805	40,000	40,000	40,000	40,000	40,000	0	2,957,805
Item 401693 1 Totals:	2,757,805	40,000	40,000	40,000	40,000	40,000	0	2,957,805
Project Total:	2,757,805	40,000	40,000	40,000	40,000	40,000	0	2,957,805

Fund	<2022	2022	2023	2024	2025	2026	>2026	All Years
Item Number: 416810-1 Project Description: PINELLAS BAYWAY TOLL FACILITIES MAINTENANCE *SIS*								
District: 07 County: PINELLAS Type of Work: TOLL PLAZA Project Length: 4.816								
BRDG/RDWY/CONTRACT MAINT / MANAGED BY FDOT								
TM03 -PINELLAS BAYWAY	1,501,411	57,143	57,143	57,143	57,143	57,143	285,715	2,072,841
Item 416810 1 Totals:	1,501,411	57,143	57,143	57,143	57,143	57,143	285,715	2,072,841
Project Total:	1,501,411	57,143	57,143	57,143	57,143	57,143	285,715	2,072,841

Fund	<2022	2022	2023	2024	2025	2026	>2026	All Years
Item Number: 432895-1 Project Description: ASSET MAINTENANCE PINELLAS COUNTY *NON-SIS*								
District: 07 County: PINELLAS Type of Work: ROUTINE MAINTENANCE Project Length: .000								
BRDG/RDWY/CONTRACT MAINT / MANAGED BY FDOT								
D -UNRESTRICTED STATE PRIMARY	32,297,088	4,706,564	4,706,564	4,706,564	4,706,564	4,706,564	0	55,829,908
TM03 -PINELLAS BAYWAY	1,381,126	177,603	177,603	177,603	177,603	177,603	0	2,269,141

Item 432895	1 Totals:	33,678,214	4,884,167	4,884,167	4,884,167	4,884,167	4,884,167	0	58,099,049
Project Total:		33,678,214	4,884,167	4,884,167	4,884,167	4,884,167	4,884,167	0	58,099,049

Fund	<2022	2022	2023	2024	2025	2026	>2026	All Years
FLP: INTERMODAL								
Item Number: 448807-1 Project Description: PSTA CLEARWATER INTERMODAL CENTER *NON-SIS*								
District: 07 County: PINELLAS Type of Work: PUBLIC TRANSPORTATION STATION Project Length: .000								
CAPITAL / MANAGED BY PINELLAS COUNTY								
DPTO -STATE - PTO		0	2,300,000	0	0	0	0	2,300,000
Item 448807	1 Totals:	0	2,300,000	0	0	0	0	2,300,000
Project Total:		0	2,300,000	0	0	0	0	2,300,000

Fund	<2022	2022	2023	2024	2025	2026	>2026	All Years
FLP: AVIATION								
Item Number: 438529-1 Project Description: ST PETE-CLEARWATER INTERNATIONAL AIRPORT - REHABILITATE RUNWAY 4/22 *SIS*								
District: 07 County: PINELLAS Type of Work: AVIATION CAPACITY PROJECT Project Length: .000								
CAPITAL / RESPONSIBLE AGENCY NOT AVAILABLE								
DPTO -STATE - PTO		0	200,000	0	0	0	0	200,000
FAA -FEDERAL AVIATION ADMIN		0	3,600,000	0	0	0	0	3,600,000
LF -LOCAL FUNDS		0	200,000	0	0	0	0	200,000
Item 438529	1 Totals:	0	4,000,000	0	0	0	0	4,000,000
Project Total:		0	4,000,000	0	0	0	0	4,000,000

Fund	<2022	2022	2023	2024	2025	2026	>2026	All Years
Item Number: 440558-1 Project Description: ALBERT WHITTED AIRPORT - REHAB AIRFIELD VAULT *NON-SIS*								
District: 07 County: PINELLAS Type of Work: AVIATION SAFETY PROJECT Project Length: .000								
CAPITAL / RESPONSIBLE AGENCY NOT AVAILABLE								
DPTO -STATE - PTO		0	48,000	0	0	0	0	48,000
FAA -FEDERAL AVIATION ADMIN		0	540,000	0	0	0	0	540,000
LF -LOCAL FUNDS		0	12,000	0	0	0	0	12,000
Item 440558	1 Totals:	0	600,000	0	0	0	0	600,000
Project Total:		0	600,000	0	0	0	0	600,000

Fund	<2022	2022	2023	2024	2025	2026	>2026	All Years
Item Number: 440571-1 Project Description: ST PETE-CLEARWATER INTERNATIONAL AIRPORT - CONSTRUCT ARFF BUILDING *SIS*								
District: 07 County: PINELLAS Type of Work: AVIATION SAFETY PROJECT Project Length: .000								
Extra Description: AIRCRAFT RESCUE AND FIREFIGHTING BUILDING								
CAPITAL / RESPONSIBLE AGENCY NOT AVAILABLE								
DPTO -STATE - PTO		0	75,000	0	0	0	0	75,000
FAA -FEDERAL AVIATION ADMIN		0	1,350,000	0	0	0	0	1,350,000
LF -LOCAL FUNDS		0	75,000	0	0	0	0	75,000
Item 440571	1 Totals:	0	1,500,000	0	0	0	0	1,500,000
Project Total:		0	1,500,000	0	0	0	0	1,500,000

Fund	<2022	2022	2023	2024	2025	2026	>2026	All Years
Item Number: 440572-1 Project Description: CLEARWATER AIRPARK - CONSTRUCT MULTIPLANE HANGAR *NON-SIS*								
District: 07 County: PINELLAS Type of Work: AVIATION REVENUE/OPERATIONAL Project Length: .000								
CAPITAL / RESPONSIBLE AGENCY NOT AVAILABLE								
DDR -DISTRICT DEDICATED REVENUE		0	0	543,447	0	0	0	543,447
LF -LOCAL FUNDS		0	0	140,000	0	0	0	140,000
Item 440572	1 Totals:	0	0	683,447	0	0	0	683,447
Project Total:		0	0	683,447	0	0	0	683,447

Fund	<2022	2022	2023	2024	2025	2026	>2026	All Years
Item Number: 444471-1 Project Description: ST PETE-CLEARWATER INTERNATIONAL AIRPORT - PASSENGER TERMINAL IMPROV. *SIS*								
District: 07 County: PINELLAS Type of Work: AVIATION CAPACITY PROJECT Project Length: .000								
CAPITAL / RESPONSIBLE AGENCY NOT AVAILABLE								
DDR -DISTRICT DEDICATED REVENUE		0	53,989	4,000,000	0	0	0	4,053,989
DPTO -STATE - PTO		0	3,922,051	0	0	0	0	3,922,051
FAA -FEDERAL AVIATION ADMIN		0	4,000,000	0	0	0	0	4,000,000
LF -LOCAL FUNDS		0	7,360,000	10,000	4,000,000	0	0	11,370,000
Item 444471	1 Totals:	0	15,282,051	63,989	8,000,000	0	0	23,346,040
Project Total:		0	15,282,051	63,989	8,000,000	0	0	23,346,040

Fund	<2022	2022	2023	2024	2025	2026	>2026	All Years
Item Number: 446804-1 Project Description: ALBERT WHITTED AIRPORT - TAXIWAY A REHAB *NON-SIS*								
District: 07 County: PINELLAS Type of Work: AVIATION PRESERVATION PROJECT Project Length: .000								
CAPITAL / RESPONSIBLE AGENCY NOT AVAILABLE								
DDR -DISTRICT DEDICATED REVENUE		0	9,600	0	0	0	0	9,600
FAA -FEDERAL AVIATION ADMIN		0	108,000	0	0	0	0	108,000
LF -LOCAL FUNDS		0	2,400	0	0	0	0	2,400
Item 446804	1 Totals:	0	120,000	0	0	0	0	120,000
Project Total:		0	120,000	0	0	0	0	120,000

Fund	<2022	2022	2023	2024	2025	2026	>2026	All Years
Item Number: 446805-1 Project Description: CLEARWATER AIRPARK - RECONSTRUCTION AND MILL/OVERLAY *NON-SIS*								
District: 07 County: PINELLAS Type of Work: AVIATION PRESERVATION PROJECT Project Length: .000								
CAPITAL / RESPONSIBLE AGENCY NOT AVAILABLE								
DDR -DISTRICT DEDICATED REVENUE		0	0	2,705,880	0	0	0	2,705,880
LF -LOCAL FUNDS		0	0	676,470	0	0	0	676,470
Item 446805 1 Totals:		0	0	3,382,350	0	0	0	3,382,350
Project Total:		0	0	3,382,350	0	0	0	3,382,350

Fund	<2022	2022	2023	2024	2025	2026	>2026	All Years
Item Number: 448725-1 Project Description: ALBERT WHITTED AIRPORT TAXIWAY A REHAB *NON-SIS*								
District: 07 County: PINELLAS Type of Work: AVIATION PRESERVATION PROJECT Project Length: .000								
CAPITAL / RESPONSIBLE AGENCY NOT AVAILABLE								
DDR -DISTRICT DEDICATED REVENUE		0	0	0	120,000	0	0	120,000
FAA -FEDERAL AVIATION ADMIN		0	0	0	1,350,000	0	0	1,350,000
LF -LOCAL FUNDS		0	0	0	30,000	0	0	30,000
Item 448725 1 Totals:		0	0	0	1,500,000	0	0	1,500,000
Project Total:		0	0	0	1,500,000	0	0	1,500,000

Fund	<2022	2022	2023	2024	2025	2026	>2026	All Years
FLP: TRANSIT								
Item Number: 402513-1 Project Description: PSTA - STATE TRANSIT BLOCK GRANT PROGRAM *NON-SIS*								
District: 07 County: PINELLAS Type of Work: OPERATING FOR FIXED ROUTE Project Length: .000								
Extra Description: OPERATIONAL ASSISTANCE								
OPERATIONS / MANAGED BY PINELLAS COUNTY								
DDR -DISTRICT DEDICATED REVENUE	41,657,309	5,094,003	5,348,703	0	0	5,923,053	0	58,023,068
DPTO -STATE - PTO	14,340,603	0	0	5,616,139	5,658,260	0	0	25,615,002
DS -STATE PRIMARY HIGHWAYS & PTO	22,024,260	0	0	0	0	0	0	22,024,260
LF -LOCAL FUNDS	72,468,118	5,094,003	5,348,703	5,616,139	5,658,260	5,923,053	0	100,108,276
Item 402513 1 Totals:	150,490,290	10,188,006	10,697,406	11,232,278	11,316,520	11,846,106	0	205,770,606
Project Total:	150,490,290	10,188,006	10,697,406	11,232,278	11,316,520	11,846,106	0	205,770,606

Fund	<2022	2022	2023	2024	2025	2026	>2026	All Years
Item Number: 402514-1 Project Description: PINELLAS COUNTY MPO TRANSIT PLANNING SECTION 5305 *NON-SIS*								
District: 07 County: PINELLAS Type of Work: PTO STUDIES Project Length: .000								
Extra Description: SECTION 5305 MPO TRANSPORTATION PLANNING								
PLANNING / MANAGED BY PINELLAS COUNTY MPO								
DDR -DISTRICT DEDICATED REVENUE	448,244	0	0	0	0	0	0	448,244
DPTO -STATE - PTO	273,563	60,391	62,202	64,068	65,990	67,970	0	594,184
DS -STATE PRIMARY HIGHWAYS & PTO	99,439	0	0	0	0	0	0	99,439
DU -STATE PRIMARY/FEDERAL REIMB	7,039,039	483,124	497,617	512,546	527,922	543,760	0	9,604,008
LF -LOCAL FUNDS	821,252	60,390	62,202	64,068	65,990	67,970	0	1,141,872
Item 402514 1 Totals:	8,681,537	603,905	622,021	640,682	659,902	679,700	0	11,887,747
Project Total:	8,681,537	603,905	622,021	640,682	659,902	679,700	0	11,887,747

Fund	<2022	2022	2023	2024	2025	2026	>2026	All Years
Item Number: 402520-1 Project Description: PSTA - FTA SECTION 5307 *NON-SIS*								
District: 07 County: PINELLAS Type of Work: CAPITAL FOR FIXED ROUTE Project Length: .000								
Extra Description: CAPITAL ASSISTANCE								
OPERATIONS / MANAGED BY PINELLAS COUNTY								
FTA -FEDERAL TRANSIT ADMINISTRATION		0	0	14,609,171	14,901,354	15,199,381	0	44,709,906
CAPITAL / MANAGED BY PINELLAS COUNTY								
FTA -FEDERAL TRANSIT ADMINISTRATION	182,534,824	14,609,171	14,609,171	0	0	0	0	211,753,166
FTAT -FHWA TRANSFER TO FTA (NON-BUD)	2,300,000	0	0	0	0	0	0	2,300,000
S117 -STP EARMARKS - 2005	2,300,000	0	0	0	0	0	0	2,300,000
Item 402520 1 Totals:	187,134,824	14,609,171	14,609,171	14,609,171	14,901,354	15,199,381	0	261,063,072
Project Total:	187,134,824	14,609,171	14,609,171	14,609,171	14,901,354	15,199,381	0	261,063,072

Fund	<2022	2022	2023	2024	2025	2026	>2026	All Years
Item Number: 410695-1 Project Description: PSTA TRANSIT CORRIDOR PROGRAM 100X-OPERATING *NON-SIS*								
District: 07 County: PINELLAS Type of Work: URBAN CORRIDOR IMPROVEMENTS Project Length: .000								
Extra Description: REGIONAL INTERCOUNTY SERVICE-PINELLAS TO HILLSBOROUGH 100X								
OPERATIONS / MANAGED BY PINELLAS COUNTY								
DDR -DISTRICT DEDICATED REVENUE	1,876,793	0	0	0	0	318,864	0	2,195,657
DPTO -STATE - PTO	980,898	257,284	278,817	287,236	295,853	0	0	2,100,088
DS -STATE PRIMARY HIGHWAYS & PTO	1,225,000	0	0	0	0	0	0	1,225,000
Item 410695 1 Totals:	4,082,691	257,284	278,817	287,236	295,853	318,864	0	5,520,745
Project Total:	4,082,691	257,284	278,817	287,236	295,853	318,864	0	5,520,745

Fund	<2022	2022	2023	2024	2025	2026	>2026	All Years
Item Number: 418265-1 Project Description: PSTA - TRANSIT CORRIDOR PROGRAM. *NON-SIS*								
District: 07 County: PINELLAS Type of Work: URBAN CORRIDOR IMPROVEMENTS Project Length: .000								
Extra Description: REGIONAL INTERCOUNTY SERVICE-ULMERTON/HFB/DOWNTOWN TPA 300X								
OPERATIONS / MANAGED BY PINELLAS COUNTY								
DDR -DISTRICT DEDICATED REVENUE	915,425	0	0	0	0	318,858	0	1,234,283
DPTO -STATE - PTO	1,537,905	272,554	285,915	294,334	303,164	0	0	2,693,872

DS -STATE PRIMARY HIGHWAYS & PTO	528,332	0	0	0	0	0	0	528,332
Item 418265 1 Totals:	2,981,662	272,554	285,915	294,334	303,164	318,858	0	4,456,487
Project Total:	2,981,662	272,554	285,915	294,334	303,164	318,858	0	4,456,487

Fund	<2022	2022	2023	2024	2025	2026	>2026	All Years
Item Number: 430319-1 Project Description: PSTA - TRANSIT CORRIDOR PROGRAM *NON-SIS*								
District: 07 County: PINELLAS Type of Work: TRANSIT IMPROVEMENT Project Length: .000								
Extra Description: REGIONAL INTERCOUNTY SERVICE -ST PETE & DOWNTOWN TAMPA								
OPERATIONS / MANAGED BY PINELLAS COUNTY								
DDR -DISTRICT DEDICATED REVENUE	166,034	0	285,915	0	0	318,858	0	770,807
DPTO -STATE - PTO	1,819,331	272,554	0	294,334	303,164	0	0	2,689,383
Item 430319 1 Totals:	1,985,365	272,554	285,915	294,334	303,164	318,858	0	3,460,190
Project Total:	1,985,365	272,554	285,915	294,334	303,164	318,858	0	3,460,190

Fund	<2022	2022	2023	2024	2025	2026	>2026	All Years
Item Number: 430320-1 Project Description: PSTA - TRANSIT CORRIDOR PROGRAM. *NON-SIS*								
District: 07 County: PINELLAS Type of Work: TRANSIT IMPROVEMENT Project Length: .000								
Extra Description: REGIONAL INTERCOUNTY SERVICE-CURLEW RD & HILLSBOROUGH COUNTY								
OPERATIONS / MANAGED BY PINELLAS COUNTY								
DDR -DISTRICT DEDICATED REVENUE	0	0	285,915	0	0	318,858	0	604,773
DPTO -STATE - PTO	2,327,325	272,554	0	294,324	303,154	0	0	3,197,357
Item 430320 1 Totals:	2,327,325	272,554	285,915	294,324	303,154	318,858	0	3,802,130
Project Total:	2,327,325	272,554	285,915	294,324	303,154	318,858	0	3,802,130

Fund	<2022	2022	2023	2024	2025	2026	>2026	All Years
Item Number: 434304-1 Project Description: PSTA SECTION 5339 CAPITAL ACTIVITIES *NON-SIS*								
District: 07 County: PINELLAS Type of Work: PURCHASE VEHICLES/EQUIPMENT Project Length: .000								
Extra Description: PSTA FTA SECTION 5339; BUS/BUS FACILITIES PROGRAM								
CAPITAL / MANAGED BY PINELLAS COUNTY								
FTA -FEDERAL TRANSIT ADMINISTRATION	11,563,522	1,400,000	1,400,000	1,400,000	1,400,000	1,400,000	0	18,563,522
Item 434304 1 Totals:	11,563,522	1,400,000	1,400,000	1,400,000	1,400,000	1,400,000	0	18,563,522
Project Total:	11,563,522	1,400,000	1,400,000	1,400,000	1,400,000	1,400,000	0	18,563,522

Fund	<2022	2022	2023	2024	2025	2026	>2026	All Years
Item Number: 437245-2 Project Description: CENTRAL AVE BRT DOWNTOWN ST PETERSBURG TO ST PETE BEACH *NON-SIS*								
District: 07 County: PINELLAS Type of Work: CONSTRUCT TRANSIT FACILITY Project Length: .000								
OPERATIONS / MANAGED BY PINELLAS COUNTY								
DPTO -STATE - PTO	0	1,900,000	0	0	0	0	0	1,900,000
LF -LOCAL FUNDS	0	1,900,000	0	0	0	0	0	1,900,000
CAPITAL / MANAGED BY PINELLAS COUNTY								
FTA -FEDERAL TRANSIT ADMINISTRATION	21,840,018	0	0	0	0	0	0	21,840,018
LF -LOCAL FUNDS	11,600,000	0	0	0	0	0	0	11,600,000
NSTP -NEW STARTS TRANSIT PROGRAM	9,500,000	500,000	0	0	0	0	0	10,000,000
Item 437245 2 Totals:	42,940,018	4,300,000	0	0	0	0	0	47,240,018
Project Total:	42,940,018	4,300,000	0	0	0	0	0	47,240,018

Fund	<2022	2022	2023	2024	2025	2026	>2026	All Years
Item Number: 439004-1 Project Description: PSTA HIGH INTENSITY MOTORBUS - FTA SECTION 5337 *NON-SIS*								
District: 07 County: PINELLAS Type of Work: FIXED GUIDEWAY IMPROVEMENTS Project Length: .000								
CAPITAL / MANAGED BY PINELLAS COUNTY								
FTA -FEDERAL TRANSIT ADMINISTRATION	69,835	10,000	10,000	10,000	10,000	10,000	0	119,835
Item 439004 1 Totals:	69,835	10,000	10,000	10,000	10,000	10,000	0	119,835
Project Total:	69,835	10,000	10,000	10,000	10,000	10,000	0	119,835

Fund	<2022	2022	2023	2024	2025	2026	>2026	All Years
Item Number: 440743-1 Project Description: PSTA - CAPITAL PROJECT FOR 60X FRM CLEARWATER BEACH TO TIA *NON-SIS*								
District: 07 County: PINELLAS Type of Work: TRANSIT IMPROVEMENT Project Length: .000								
CAPITAL / MANAGED BY PINELLAS COUNTY								
FTAT -FHWA TRANSFER TO FTA (NON-BUD)	0	3,000,000	0	0	0	0	0	3,000,000
SU -STP, URBAN AREAS > 200K	0	3,000,000	0	0	0	0	0	3,000,000
Item 440743 1 Totals:	0	6,000,000	0	0	0	0	0	6,000,000
Project Total:	0	6,000,000	0	0	0	0	0	6,000,000

Fund	<2022	2022	2023	2024	2025	2026	>2026	All Years
Item Number: 446142-1 Project Description: PSTA - FHWA SURFACE TRANSPORTATION PROGRAM *NON-SIS*								
District: 07 County: PINELLAS Type of Work: PURCHASE VEHICLES/EQUIPMENT Project Length: .000								
CAPITAL / MANAGED BY PINELLAS COUNTY								
FTAT -FHWA TRANSFER TO FTA (NON-BUD)	0	0	0	0	1,500,000	1,500,000	0	3,000,000
SU -STP, URBAN AREAS > 200K	0	0	0	0	1,500,000	1,500,000	0	3,000,000
Item 446142 1 Totals:	0	0	0	0	3,000,000	3,000,000	0	6,000,000
Project Total:	0	0	0	0	3,000,000	3,000,000	0	6,000,000

Fund	<2022	2022	2023	2024	2025	2026	>2026	All Years
MISCELLANEOUS								
Item Number: 432895-1 Project Description: ASSET MAINTENANCE PINELLAS COUNTY *NON-SIS*								

District: 07 County: PINELLAS Type of Work: ROUTINE MAINTENANCE Project Length: .000								
CONSTRUCTION / MANAGED BY FDOT								
DIH -STATE IN-HOUSE PRODUCT SUPPORT	1,000	0	0	0	0	0	0	1,000
DS -STATE PRIMARY HIGHWAYS & PTO	105,148	0	0	0	0	0	0	105,148
Item 432895 1 Totals:	106,148	0	0	0	0	0	0	106,148
Project Total:	106,148	0	0	0	0	0	0	106,148
District 07 Totals:	2,307,632,407	338,146,066	121,973,942	138,257,321	80,390,881	100,609,353	585,323,573	3,672,333,543
Grand Total	2,307,632,407	338,146,066	121,973,942	138,257,321	80,390,881	100,609,353	585,323,573	3,672,333,543

Section 4: Pinellas County Financial Plan

Effective Date: 04/05/2021 Florida Department of Transportation Run: 04/06/2021 11.20.34

5 Year TIP - Fund Summary
DISTRICT 7

Fund	Fund Name	<2022	2022	2023	2024	2025	2026	>2026	All Years
ACBR	ADVANCE CONSTRUCTION (BRT)	37,754,763	383,707	662,656	3,350,398	3,152,954	0	0	45,304,478
ACNP	ADVANCE CONSTRUCTION NHPP	167,019,062	163,858,175	45,560,237	12,995,726	0	2,313,200	292,815,374	684,561,774
ACSA	ADVANCE CONSTRUCTION (SA)	1,440,029	2,795,275	0	0	0	0	0	4,235,304
ACSS	ADVANCE CONSTRUCTION (SS,HSP)	0	1,014,538	4,954,267	0	0	0	0	5,968,805
ACSU	ADVANCE CONSTRUCTION (SU)	1,637,835	0	0	0	0	0	0	1,637,835
BNBR	AMENDMENT 4 BONDS (BRIDGES)	275,989,015	4,807,124	0	0	0	0	0	280,796,139
BNIR	INTRASTATE R/W & BRIDGE BONDS	62,900	0	0	0	0	37,200,100	0	37,263,000
BRP	STATE BRIDGE REPLACEMENT	1,288,261	0	0	0	0	0	0	1,288,261
BRRP	STATE BRIDGE REPAIR & REHAB	346	350,000	2,906,203	5,261,986	9,374,084	2,713,819	0	20,606,438
BRT	FED BRIDGE REPL - ON SYSTEM	3,215,690	0	0	0	0	0	0	3,215,690
CIGP	COUNTY INCENTIVE GRANT PROGRAM	0	0	770,500	1,113,800	2,719,350	1,466,200	0	6,069,850
CM	CONGESTION MITIGATION - AQ	2,189,396	0	0	0	0	0	0	2,189,396
D	UNRESTRICTED STATE PRIMARY	106,629,080	6,302,564	6,302,564	6,302,564	6,302,564	6,302,564	0	138,141,900
DDR	DISTRICT DEDICATED REVENUE	92,630,962	32,895,745	31,632,399	32,868,551	11,500,000	13,698,491	32,500,000	247,726,148
DEM	ENVIRONMENTAL MITIGATION	19,161	0	0	0	0	0	0	19,161
DEMW	ENVIRONMEN MITIGATION-WETLANDS	821	0	0	0	0	0	0	821
DI	ST. - S/W INTER/INTRASTATE HWY	213,141,111	0	0	4,675,141	0	0	131,386,364	349,202,616
DIH	STATE IN-HOUSE PRODUCT SUPPORT	2,927,685	2,940,777	297,035	834,906	113,814	38,511	0	7,152,728
DIS	STRATEGIC INTERMODAL SYSTEM	6,216,944	0	0	0	0	0	4,038,000	10,254,944
DPTO	STATE - PTO	21,279,625	7,280,388	2,926,934	6,850,435	6,929,585	67,970	0	45,334,937
DRA	REST AREAS - STATE 100%	110,000	0	0	0	0	0	0	110,000
DS	STATE PRIMARY HIGHWAYS & PTO	46,211,134	8,934,005	5,270,607	8,275,573	0	0	0	68,691,319
DSB1	SKYWAY	87,484,268	3,835,266	9,294,858	3,836,266	3,836,266	3,851,266	17,306,330	129,444,520
DSB3	PINELLAS BAYWAY	712,395	8,711,975	56,221	56,221	56,221	56,221	281,105	9,930,359
DU	STATE PRIMARY/FEDERAL REIMB	7,201,351	483,124	497,617	512,546	527,922	543,760	0	9,766,320
FAA	FEDERAL AVIATION ADMIN	0	9,490,000	108,000	1,350,000	0	0	0	10,948,000
FTA	FEDERAL TRANSIT ADMINISTRATION	216,008,199	16,019,171	16,019,171	16,019,171	16,311,354	16,609,381	0	296,986,447
FTAT	FHWA TRANSFER TO FTA (NON-BUD)	2,300,000	3,000,000	0	0	1,500,000	1,500,000	0	8,300,000
GFSU	GF STPBG >200 (URBAN)	9,241,530	0	0	0	0	0	0	9,241,530
GMR	GROWTH MANAGEMENT FOR SIS	3,200,756	0	0	0	0	0	122,338,387	125,539,143

LF	LOCAL FUNDS	159,415,271	31,676,323	7,273,362	23,062,527	9,930,362	11,063,897	0	242,421,742
LFF	LOCAL FUND - FOR MATCHING F/A	1,250,000	0	0	0	0	0	0	1,250,000
LFP	LOCAL FUNDS FOR PARTICIPATING	318,000	0	770,500	1,113,800	1,688,350	1,466,200	0	5,356,850
LFR	LOCAL FUNDS/REIMBURSABLE	4,989,325	0	0	0	0	0	0	4,989,325
NFP	NATIONAL FREIGHT PROGRAM	26,297,958	0	0	0	0	0	0	26,297,958
NH	PRINCIPAL ARTERIALS	3,910,581	0	0	0	0	0	0	3,910,581
NHBR	NATIONAL HIGWAYS BRIDGES	40,442,423	0	0	0	0	0	0	40,442,423
NHPP	IM, BRDG REPL, NATNL HWY-MAP21	275,166,988	0	0	0	0	0	0	275,166,988
NHRE	NAT HWY PERFORM - RESURFACING	0	63,396	0	0	0	0	0	63,396
NSTP	NEW STARTS TRANSIT PROGRAM	9,500,000	500,000	0	0	0	0	0	10,000,000
PKED	2012 SB1998-TURNPIKE FEEDER RD	24,312,797	0	0	0	0	0	0	24,312,797
PKYI	TURNPIKE IMPROVEMENT	445,664	0	0	0	0	0	0	445,664
PL	METRO PLAN (85% FA; 15% OTHER)	1,219,948	1,107,369	984,092	984,092	984,092	984,092	0	6,154,264
REPE	REPURPOSED FEDERAL EARMARKS	325,039	880,602	0	0	0	0	0	1,205,641
S115	STP EARMARKS - 2004	789,243	0	0	0	0	0	0	789,243
S117	STP EARMARKS - 2005	2,300,000	0	0	0	0	0	0	2,300,000
SA	STP, ANY AREA	62,437,459	12,973,063	2,382,254	2,166,000	0	0	0	79,958,776
SIB1	STATE INFRASTRUCTURE BANK	168,837,989	0	0	0	0	0	0	168,837,989
SIBF	FEDERAL FUNDED SIB	91,785,710	0	0	0	0	0	0	91,785,710
SIWR	2015 SB2514A-STRATEGIC INT SYS	5,532,943	0	0	0	0	0	4,795,853	10,328,796
SR2T	SAFE ROUTES - TRANSFER	0	0	488,692	0	0	724,791	0	1,213,483
STED	2012 SB1998-STRATEGIC ECON COR	569,136	0	0	0	0	0	8,155,775	8,724,911
SU	STP, URBAN AREAS > 200K	18,815,925	34,344,306	7,277,085	20,536,376	9,017,483	3,394,944	0	93,220,072
TALT	TRANSPORTATION ALTS- ANY AREA	0	101,918	666,386	1,768,569	0	11,791	0	2,548,664
TALU	TRANSPORTATION ALTS- >200K	715,067	1,572,215	0	566,390	0	748,675	0	3,602,347
TLWR	2015 SB2514A-TRAIL NETWORK	614,980	293,627	0	2,180,830	0	0	0	3,089,437
TM01	SUNSHINE SKYWAY	2,618,197	182,000	182,000	182,000	182,000	182,000	0	3,528,197
TM03	PINELLAS BAYWAY	3,737,902	254,746	254,746	254,746	254,746	254,746	285,715	5,297,347
TO01	SUNSHINE SKYWAY	86,258,763	4,664,477	4,357,477	4,357,477	4,400,000	3,807,000	15,014,000	122,859,194
TO03	PINELLAS BAYWAY	36,232,291	1,571,000	1,571,000	1,571,000	1,571,000	1,571,000	6,213,000	50,300,291
TOBD	I-95 EXPRESS LANES	66	0	0	0	0	0	0	66
TRIP	TRANS REGIONAL INCENTIVE PROGM	4,476,570	763,398	0	0	0	0	0	5,239,968
TRWR	2015 SB2514A-TRAN REG INCT PRG	618,000	768,462	0	0	0	0	0	1,386,462
Grand Total		2,307,632,407	338,146,066	121,973,942	138,257,321	80,390,881	100,609,353	585,323,573	3,672,333,543

Section 5: Federally Obligated Funded Projects

Introduction:

This section of the Transportation Improvement Program (TIP) contains the Florida Department of Transportation's (FDOT) Annual Obligations Reports. The latter report lists the federal funds that have been obligated in the most recently completed federal fiscal year for transportation related projects. The federal fiscal year begins on October 1st and ends on September 30th of the next calendar year.

Section 134 of Title 23, United States Code, requires that an annual listing of projects for which federal funds have been obligated in the preceding year shall be published or otherwise made available by metropolitan planning organizations (MPOs) for public review. An "obligation" is the Federal Government's legal commitment to pay the federal share of a project's cost. Projects in this section have been authorized for funding by a federal agency.

These projects are not necessarily initiated or completed in the program year, and the amount obligated will not necessarily equal the total cost of the project. For Federal Transit Administration (FTA) projects, obligation occurs when the FTA grant is awarded. For Federal Highway Administration projects, obligation occurs when a project agreement is executed and the State/grantee requests that the funds be obligated.

Only major categories of federal funds are included in the FDOT report. Federal obligations are identified by FDOT work program fund codes that are reflected in federal legislation (refer to Appendix). The report is also available online at the link below. The online report may reflect changes that occurred after the publication of this TIP.

[Federal Obligations Report](#)

FORWARD PINELLAS

HIGHWAYS

ITEM NUMBER:256774 2	PROJECT DESCRIPTION:US 19 (SR 55) FROM N OF SR 580 (MAIN ST) TO NORTHSIDE DR	*SIS*
DISTRICT:07	COUNTY:PINELLAS	TYPE OF WORK:ADD LANES & RECONSTRUCT
ROADWAY ID:15150000	PROJECT LENGTH: 1.028MI	LANES EXIST/IMPROVED/ADDED: 4/ 4/ 2
FUND CODE	2020	
<hr/>		
PHASE: PRELIMINARY ENGINEERING / RESPONSIBLE AGENCY: MANAGED BY FDOT		
CM	224,698	
PHASE: RIGHT OF WAY / RESPONSIBLE AGENCY: MANAGED BY FDOT		
NHPP	3,126,316	
SU	250,000	
TOTAL 256774 2	3,601,014	
TOTAL 256774 2	3,601,014	

ITEM NUMBER:256881 5	PROJECT DESCRIPTION:US 19/SR 55 FROM S OF HARN BLVD TO N OF HARN BLVD	*SIS*
DISTRICT:07	COUNTY:PINELLAS	TYPE OF WORK:PEDESTRIAN/WILDLIFE OVERPASS
ROADWAY ID:15150000	PROJECT LENGTH: .099MI	LANES EXIST/IMPROVED/ADDED: 6/ 0/ 0
FUND CODE	2020	
<hr/>		
PHASE: PRELIMINARY ENGINEERING / RESPONSIBLE AGENCY: MANAGED BY FDOT		
HSP	53,850	
TOTAL 256881 5	53,850	
TOTAL 256881 5	53,850	

ITEM NUMBER:256995 1	PROJECT DESCRIPTION:SR 686 FROM N OF SR 688/ULMERTON TO E OF 40TH ST	*SIS*
DISTRICT:07	COUNTY:PINELLAS	TYPE OF WORK:NEW ROAD CONSTRUCTION
ROADWAY ID:15035000	PROJECT LENGTH: 1.654MI	LANES EXIST/IMPROVED/ADDED: 1/ 1/ 4
FUND CODE	2020	
<hr/>		
PHASE: RIGHT OF WAY / RESPONSIBLE AGENCY: MANAGED BY FDOT		
F330	-10	
TOTAL 256995 1	-10	
TOTAL 256995 1	-10	

ITEM NUMBER:415743 1	PROJECT DESCRIPTION:TREASURE ISLAND CSWY FM W END OF TREASURE LANE TO PINELLAS TRAIL	*NON-SIS*
DISTRICT:07	COUNTY:PINELLAS	TYPE OF WORK:BIKE PATH/TRAIL
ROADWAY ID:15180500	PROJECT LENGTH: 1.792MI	LANES EXIST/IMPROVED/ADDED: 4/ 4/ 0
FUND CODE	2020	
<hr/>		
PHASE: CONSTRUCTION / RESPONSIBLE AGENCY: MANAGED BY CITY OF ST PETERSBURG		
TALU	745,732	
PHASE: CONSTRUCTION / RESPONSIBLE AGENCY: MANAGED BY FDOT		
TALU	-1,250	
TOTAL 415743 1	744,482	
TOTAL 415743 1	744,482	

FLORIDA DEPARTMENT OF TRANSPORTATION
OFFICE OF WORK PROGRAM
ANNUAL OBLIGATIONS REPORT
=====

HIGHWAYS

ITEM NUMBER:415743 2	PROJECT DESCRIPTION:TREASURE ISLAND CSWY PH 2 FR W OF CSWY BLVD N TO E OF CSWY BLVD N	*NON-SIS*
DISTRICT:07	COUNTY:PINELLAS	
ROADWAY ID:15180500	PROJECT LENGTH: .460MI	TYPE OF WORK:BIKE PATH/TRAIL LANES EXIST/IMPROVED/ADDED: 4/ 0/ 0
FUND CODE		2020
<hr/>		
PHASE: PRELIMINARY ENGINEERING / RESPONSIBLE AGENCY: MANAGED BY CITY OF ST PETERSBURG TALU		-18,239
PHASE: PRELIMINARY ENGINEERING / RESPONSIBLE AGENCY: MANAGED BY FDOT TALU		189
TOTAL 415743 2		-18,050
TOTAL 415743 2		-18,050

ITEM NUMBER:422904 2	PROJECT DESCRIPTION:I-275 (HOWARD FRKL) FROM N OF SR687(4TH ST N) TO N OF HOWARD FRANKLAND	*SIS*
DISTRICT:07 ROADWAY ID:15190000	COUNTY:PINELLAS PROJECT LENGTH: 5.275MI	TYPE OF WORK:BRIDGE-REPLACE AND ADD LANES LANES EXIST/IMPROVED/ADDED: 4/ 3/ 1
FUND CODE		2020
<hr/>		
PHASE: PRELIMINARY ENGINEERING / RESPONSIBLE AGENCY: MANAGED BY FDOT NHBR		1,567,665
PHASE: CONSTRUCTION / RESPONSIBLE AGENCY: MANAGED BY FDOT NFP		26,297,958
NHBR		38,530,065
NHPP		63,737,047
TOTAL 422904 2		130,132,735
TOTAL 422904 2		130,132,735

ITEM NUMBER:424501 2	PROJECT DESCRIPTION:I-275 (SR 93) FROM S OF GANDY BLVD TO N	OF 4TH ST N	*SIS*TYPE OF WORK:ADD LANES & RECONSTRUCT
DISTRICT:07	COUNTY:PINELLAS		LANES EXIST/IMPROVED/ADDED: 9/ 9/ 2
ROADWAY ID:15190000	PROJECT LENGTH: 6.370MI		
FUND CODE		2020	
<hr/>			
PHASE: CONSTRUCTION / RESPONSIBLE AGENCY: MANAGED BY FDOT NHPP			2,901
PHASE: REPAYMENTS / RESPONSIBLE AGENCY: MANAGED BY FDOT NH			3,910,579
NHPP			23,260,123
TOTAL 424501 2			27,173,603
TOTAL 424501 2			27,173,603

ITEM NUMBER:424532 8	PROJECT DESCRIPTION:30TH AVENUE NORTH BICYCLE FACILITY FM 58TH ST TO MLK ST	*NON-SIS*
DISTRICT:07	COUNTY:PINELLAS	
ROADWAY ID:15000115	PROJECT LENGTH: 4.000MI	TYPE OF WORK:BIKE LANE/SIDEWALK LANES EXIST/IMPROVED/ADDED: 4/ 4/ 0
FUND CODE		2020
<hr/>		
PHASE: CONSTRUCTION / RESPONSIBLE AGENCY: MANAGED BY CITY OF ST PETERSBURG TALT		351,178

FLORIDA DEPARTMENT OF TRANSPORTATION
OFFICE OF WORK PROGRAM
ANNUAL OBLIGATIONS REPORT
=====

HIGHWAYS

PHASE: CONSTRUCTION / RESPONSIBLE AGENCY: MANAGED BY FDOT

TALU -2,608
TOTAL 424532 8 348,570
TOTAL 424532 8 348,570

ITEM NUMBER:424532 9 PROJECT DESCRIPTION:CITY OF LARGO SIDEWALKS ON ADRIAN AND GLADYS
DISTRICT:07 COUNTY:PINELLAS
ROADWAY ID:15900002 PROJECT LENGTH: .909MI

NON-SIS
TYPE OF WORK:SIDEWALK
LANES EXIST/IMPROVED/ADDED: 2/ 0/ 0

FUND CODE 2020

PHASE: CONSTRUCTION / RESPONSIBLE AGENCY: MANAGED BY FDOT

SA 5
TALT 8
TOTAL 424532 9 13
TOTAL 424532 9 13

ITEM NUMBER:424564 4 PROJECT DESCRIPTION:CR 694 (PARK BLVD) FROM STARKEY RD TO 66TH ST N
DISTRICT:07 COUNTY:PINELLAS
ROADWAY ID:15510000 PROJECT LENGTH: 2.051MI

NON-SIS
TYPE OF WORK:SIDEWALK
LANES EXIST/IMPROVED/ADDED: 6/ 6/ 0

FUND CODE 2020

PHASE: PRELIMINARY ENGINEERING / RESPONSIBLE AGENCY: MANAGED BY FDOT

TALU 234
PHASE: PRELIMINARY ENGINEERING / RESPONSIBLE AGENCY: MANAGED BY PINELLAS COUNTY BOCC
TALU -107,202
TOTAL 424564 4 -106,968
TOTAL 424564 4 -106,968

ITEM NUMBER:424564 6 PROJECT DESCRIPTION:HAINES-BAYSHORE RD FROM US 19 N TO SUNRISE BLVD
DISTRICT:07 COUNTY:PINELLAS
ROADWAY ID:15000306 PROJECT LENGTH: .947MI

NON-SIS
TYPE OF WORK:SIDEWALK
LANES EXIST/IMPROVED/ADDED: 2/ 0/ 0

FUND CODE 2020

PHASE: CONSTRUCTION / RESPONSIBLE AGENCY: MANAGED BY FDOT

TALT -7,099

PHASE: CONSTRUCTION / RESPONSIBLE AGENCY: MANAGED BY PINELLAS COUNTY BOCC

TALT -20,476
TALU -46,564
TOTAL 424564 6 -74,139
TOTAL 424564 6 -74,139

ITEM NUMBER:424564 7 PROJECT DESCRIPTION:HERCULES SIDEWALK II FROM SHERWOOD ST TO SUNSET POINT RD
DISTRICT:07 COUNTY:PINELLAS
ROADWAY ID:15000041 PROJECT LENGTH: .637MI

NON-SIS
TYPE OF WORK:SIDEWALK
LANES EXIST/IMPROVED/ADDED: 4/ 0/ 0

FUND CODE 2020

PHASE: PRELIMINARY ENGINEERING / RESPONSIBLE AGENCY: MANAGED BY PINELLAS COUNTY BOCC

TALU 957

FLORIDA DEPARTMENT OF TRANSPORTATION
 OFFICE OF WORK PROGRAM
 ANNUAL OBLIGATIONS REPORT
 =====
HIGHWAYS

PHASE: CONSTRUCTION / RESPONSIBLE AGENCY: MANAGED BY FDOT

TALT	6,312
TOTAL 424564 7	7,269
TOTAL 424564 7	7,269

ITEM NUMBER:429060 1 PROJECT DESCRIPTION:SR 686 (ROOSEVELT) FROM W OF 28TH ST N TO W OF GANDY BLVD
 DISTRICT:07 COUNTY:PINELLAS
 ROADWAY ID:15030000 PROJECT LENGTH: 2.280MI

NON-SIS
 TYPE OF WORK:RESURFACING
 LANES EXIST/IMPROVED/ADDED: 6/ 6/ 0

FUND CODE	2020
-----------	------

PHASE: CONSTRUCTION / RESPONSIBLE AGENCY: MANAGED BY FDOT

SA	2,158
TOTAL 429060 1	2,158
TOTAL 429060 1	2,158

ITEM NUMBER:430500 1 PROJECT DESCRIPTION:SR 687/4TH STREET N FROM S OF BIG ISLAND GAP TO S OF I-275/SR 93
 DISTRICT:07 COUNTY:PINELLAS
 ROADWAY ID:15240000 PROJECT LENGTH: .375MI

NON-SIS
 TYPE OF WORK:BRIDGE REPLACEMENT
 LANES EXIST/IMPROVED/ADDED: 4/ 4/ 0

FUND CODE	2020
-----------	------

PHASE: PRELIMINARY ENGINEERING / RESPONSIBLE AGENCY: MANAGED BY FDOT

NHBR	32,605
TOTAL 430500 1	32,605
TOTAL 430500 1	32,605

ITEM NUMBER:430501 1 PROJECT DESCRIPTION:9TH ST S (MLK STREET) FROM 6TH AVE S TO 7TH AVE S
 DISTRICT:07 COUNTY:PINELLAS
 ROADWAY ID:15000152 PROJECT LENGTH: .125MI

NON-SIS
 TYPE OF WORK:BRIDGE REPLACEMENT
 LANES EXIST/IMPROVED/ADDED: 4/ 4/ 0

FUND CODE	2020
-----------	------

PHASE: PRELIMINARY ENGINEERING / RESPONSIBLE AGENCY: MANAGED BY FDOT

NHBR	106,053
SU	68,000

PHASE: CONSTRUCTION / RESPONSIBLE AGENCY: MANAGED BY FDOT

NHBR	7,090
SU	842,855

PHASE: GRANTS AND MISCELLANEOUS / RESPONSIBLE AGENCY: MANAGED BY FDOT

NHBR	3,488
TOTAL 430501 1	1,027,486
TOTAL 430501 1	1,027,486

HIGHWAYS

ITEM NUMBER:430899 1	PROJECT DESCRIPTION:US 19 (SR 55) FROM N OF CROSS BAYOU CN TO N OF WHITNEY RD	*SIS*
DISTRICT:07	COUNTY:PINELLAS	
ROADWAY ID:15150000	PROJECT LENGTH: 3.031MI	TYPE OF WORK:RESURFACING
		LANES EXIST/IMPROVED/ADDED: 6/ 6/ 0
FUND CODE	2020	
PHASE: CONSTRUCTION / RESPONSIBLE AGENCY: MANAGED BY FDOT		
	SA	-20,570
TOTAL 430899 1		-20,570
TOTAL 430899 1		-20,570

ITEM NUMBER:432698 1	PROJECT DESCRIPTION:ALT US 19 (SR 595) FROM S OF PARK ST N TO W END LONG BAYOU BRIDGE	*NON-SIS*
DISTRICT:07	COUNTY:PINELLAS	
ROADWAY ID:15010000	PROJECT LENGTH: .887MI	TYPE OF WORK:RESURFACING
		LANES EXIST/IMPROVED/ADDED: 5/ 5/ 0
FUND CODE	2020	
PHASE: CONSTRUCTION / RESPONSIBLE AGENCY: MANAGED BY FDOT		
	HSP	14,682
TOTAL 432698 1		14,682
TOTAL 432698 1		14,682

ITEM NUMBER:433799 1	PROJECT DESCRIPTION:US 19 (SR 55) FROM S OF CR 95 TO S OF PINE RIDGE WAY W	*SIS*
DISTRICT:07	COUNTY:PINELLAS	
ROADWAY ID:15150000	PROJECT LENGTH: 2.320MI	TYPE OF WORK:INTERCHANGE (NEW)
		LANES EXIST/IMPROVED/ADDED: 8/ 8/ 2
FUND CODE	2020	
PHASE: PRELIMINARY ENGINEERING / RESPONSIBLE AGENCY: MANAGED BY FDOT		
	NHPP	855,928
TOTAL 433799 1		855,928
TOTAL 433799 1		855,928

ITEM NUMBER:433880 1	PROJECT DESCRIPTION:GATEWAY EXPRESSWAY FM SR690 @ US19 & SR686 EXT @ CR611 TO W OF I-275	*SIS*
DISTRICT:07	COUNTY:PINELLAS	
ROADWAY ID:15035000	PROJECT LENGTH: 2.827MI	TYPE OF WORK:NEW ROAD CONSTRUCTION
		LANES EXIST/IMPROVED/ADDED: 2/ 2/ 4
FUND CODE	2020	
PHASE: RAILROAD AND UTILITIES / RESPONSIBLE AGENCY: MANAGED BY FDOT		
	NHPP	869,055
PHASE: CONSTRUCTION / RESPONSIBLE AGENCY: MANAGED BY FDOT		
	NHPP	38,097,525
	SA	17,960,239
TOTAL 433880 1		56,926,819
TOTAL 433880 1		56,926,819

FLORIDA DEPARTMENT OF TRANSPORTATION
OFFICE OF WORK PROGRAM
ANNUAL OBLIGATIONS REPORT
=====

HIGHWAYS

ITEM NUMBER:434497 1	PROJECT DESCRIPTION:SEXTON ELEM- 19TH ST FM 38TH AVE N/42ND AVE N TO S OF 42ND/HAINES/54TH	*NON-SIS*
DISTRICT:07 ROADWAY	COUNTY:PINELLAS	TYPE OF WORK:SIDEWALK
ID:15900003	PROJECT LENGTH: .761MI	LANES EXIST/IMPROVED/ADDED: 2/ 0/ 0
FUNDCODE	2020	
<hr/>		
PHASE: PRELIMINARY ENGINEERING / RESPONSIBLE AGENCY: MANAGED BY CITY OF ST PETERSBURG		
SR2T		-235
PHASE: PRELIMINARY ENGINEERING / RESPONSIBLE AGENCY: MANAGED BY FDOT		
SR2T		-241
TOTAL 434497 1		-476
TOTAL 434497 1		-476

ITEM NUMBER:434806 1	PROJECT DESCRIPTION:SR 693/S PASADENA AV FROM E OF SR 699/BLIND PASS RD TO PARK ST	*NON-SIS*
DISTRICT:07	COUNTY:PINELLAS	TYPE OF WORK:RESURFACING
ROADWAY ID:15110000	PROJECT LENGTH: 1.743MI	LANES EXIST/IMPROVED/ADDED: 6/ 6/ 0
FUND CODE	2020	
<hr/>		
PHASE: CONSTRUCTION / RESPONSIBLE AGENCY: MANAGED BY FDOT		
SA		126,233
SU		67,334
TOTAL 434806 1		193,567
TOTAL 434806 1		193,567

ITEM NUMBER:434807 1	PROJECT DESCRIPTION:US 19 (SR 55) FROM S OF LIVE OAK ST TO N OF BRITTANY PARK BLVD	*SIS*
DISTRICT:07	COUNTY:PINELLAS	TYPE OF WORK:RESURFACING
ROADWAY ID:15150000	PROJECT LENGTH: 1.320MI	LANES EXIST/IMPROVED/ADDED: 6/ 6/ 0
FUND CODE	2020	
<hr/>		
PHASE: CONSTRUCTION / RESPONSIBLE AGENCY: MANAGED BY FDOT		
HSP		3,740
TOTAL 434807 1		3,740
TOTAL 434807 1		3,740

ITEM NUMBER:434839 1	PROJECT DESCRIPTION:SR 682/54TH AVE S FROM 41ST ST S TO US 19 (SR 55)	*SIS*
DISTRICT:07	COUNTY:PINELLAS	TYPE OF WORK:RESURFACING
ROADWAY ID:15200003	PROJECT LENGTH: .897MI	LANES EXIST/IMPROVED/ADDED: 3/ 3/ 0
FUND CODE	2020	
<hr/>		
PHASE: CONSTRUCTION / RESPONSIBLE AGENCY: MANAGED BY FDOT		
SA		392,289
TOTAL 434839 1		392,289
TOTAL 434839 1		392,289

FLORIDA DEPARTMENT OF TRANSPORTATION
OFFICE OF WORK PROGRAM
ANNUAL OBLIGATIONS REPORT
=====

HIGHWAYS

ITEM NUMBER:435914 2	PROJECT DESCRIPTION:US 19/SR 55 FROM 66TH AVE N TO 118TH AVE N	*SIS*
DISTRICT:07	COUNTY:PINELLAS	TYPE OF WORK:INTERCHANGE IMPROVEMENT
ROADWAY ID:15150000	PROJECT LENGTH: 4.794MI	LANES EXIST/IMPROVED/ADDED: 6/ 6/ 0
FUND CODE	2020	
PHASE: PRELIMINARY ENGINEERING / RESPONSIBLE AGENCY: MANAGED BY FDOT		
	NHPP	238,901
TOTAL 435914 2		238,901
TOTAL 435914 2		238,901

ITEM NUMBER:436056 1	PROJECT DESCRIPTION:10TH & 11TH AVE S AT BOOKER CREEK BRIDGE #157235	*NON-SIS*
DISTRICT:07	COUNTY:PINELLAS	TYPE OF WORK:REPLACE OR WIDEN BR CULVERT
ROADWAY ID:15900014	PROJECT LENGTH: .166MI	LANES EXIST/IMPROVED/ADDED: 2/ 0/ 0
FUNDCODE	2020	
PHASE: PRELIMINARY ENGINEERING / RESPONSIBLE AGENCY: MANAGED BY FDOT		
	BRTZ	414,144
TOTAL 436056 1		414,144
TOTAL 436056 1		414,144

ITEM NUMBER:436485 1	PROJECT DESCRIPTION:ALT US 19/SR 595/SEMINOLE BLVD FR S OF 53RD AVE N TO S OF 102ND AVE N	*NON-SIS*
DISTRICT:07 ROADWAY ID:15010000	COUNTY:PINELLAS	TYPE OF WORK:RESURFACING
	PROJECT LENGTH: 3.133MI	LANES EXIST/IMPROVED/ADDED: 6/ 6/ 0
FUNDCODE	2020	
PHASE: CONSTRUCTION / RESPONSIBLE AGENCY: MANAGED BY FDOT		
	HSP	1,093,907
	SA	1,207,232
TOTAL 436485 1		2,301,139
TOTAL 436485 1		2,301,139

ITEM NUMBER:436486 1	PROJECT DESCRIPTION:SR 586/CURLEW RD FM E OF FISHER RD TO E OF TALLEY DR/69TH ST	*NON-SIS*
DISTRICT:07 ROADWAY ID:15009000	COUNTY:PINELLAS	TYPE OF WORK:RESURFACING
	PROJECT LENGTH: .510MI	LANES EXIST/IMPROVED/ADDED: 6/ 6/ 0
FUND CODE	2020	
PHASE: CONSTRUCTION / RESPONSIBLE AGENCY: MANAGED BY FDOT		
	SA	-2,164
TOTAL 436486 1		-2,164
TOTAL 436486 1		-2,164

FLORIDA DEPARTMENT OF TRANSPORTATION
OFFICE OF WORK PROGRAM
ANNUAL OBLIGATIONS REPORT
=====

HIGHWAYS

ITEM NUMBER:436487 1	PROJECT DESCRIPTION:ALT US 19/SR 595/4TH AVE N FROM 5TH AVE N TO 3RD ST N	*NON-SIS*
DISTRICT:07	COUNTY:PINELLAS	
ROADWAY ID:15010101	PROJECT LENGTH: 1.200MI	
TYPE OF WORK:RESURFACING		
LANES EXIST/IMPROVED/ADDED: 3/ 3/ 0		
FUND CODE	2020	
PHASE: CONSTRUCTION / RESPONSIBLE AGENCY: MANAGED BY FDOT		
	SA	1,478,600
TOTAL 436487 1		1,478,600
TOTAL 436487 1		1,478,600

ITEM NUMBER:437040 1	PROJECT DESCRIPTION:I-275 (SR 93) FROM SB I-275 EXIT RAMP TO 22ND AVE S	*SIS*
DISTRICT:07	COUNTY:PINELLAS	
ROADWAY ID:15190012	PROJECT LENGTH: .153MI	
TYPE OF WORK:INTERCHANGE IMPROVEMENT		
LANES EXIST/IMPROVED/ADDED: 2/ 0/ 0		
FUND CODE	2020	
PHASE: CONSTRUCTION / RESPONSIBLE AGENCY: MANAGED BY FDOT		
	HSP	1,161,227
TOTAL 437040 1		1,161,227
TOTAL 437040 1		1,161,227

ITEM NUMBER:437538 1	PROJECT DESCRIPTION:DUNEDIN CAUSEWAY BRIDGES	*NON-SIS*
DISTRICT:07	COUNTY:PINELLAS	
ROADWAY ID:	PROJECT LENGTH: .000	
TYPE OF WORK:PD&E/EMO STUDY		
LANES EXIST/IMPROVED/ADDED: 0/ 0/ 0		
FUND CODE	2020	
PHASE: PRELIMINARY ENGINEERING / RESPONSIBLE AGENCY: MANAGED BY FDOT		
	SU	9,213
TOTAL 437538 1		9,213
TOTAL 437538 1		9,213

ITEM NUMBER:437624 1	PROJECT DESCRIPTION:ALT US 19/SR595/SEMINOLE FR N OF 101ST AVE N TO EAST BAY DR/MISSOURI	*NON-SIS*
DISTRICT:07	COUNTY:PINELLAS	
ROADWAY ID:15010000	PROJECT LENGTH: 3.587MI	
TYPE OF WORK:RESURFACING		
LANES EXIST/IMPROVED/ADDED: 6/ 6/ 0		
FUND CODE	2020	
PHASE: CONSTRUCTION / RESPONSIBLE AGENCY: MANAGED BY FDOT		
	CM	1,795,832
TOTAL 437624 1		1,795,832
TOTAL 437624 1		1,795,832

ITEM NUMBER:437636 1	PROJECT DESCRIPTION:ALT US 19/SR 595/PALM HARBOR BLVD @ FLORIDA AVE	*NON-SIS*
DISTRICT:07	COUNTY:PINELLAS	
ROADWAY ID:15020000	PROJECT LENGTH: .109MI	
TYPE OF WORK:ROUNDBOUT		
LANES EXIST/IMPROVED/ADDED: 2/ 0/ 0		
FUND CODE	2020	
PHASE: PRELIMINARY ENGINEERING / RESPONSIBLE AGENCY: MANAGED BY FDOT		
	CM	51,051

FLORIDA DEPARTMENT OF TRANSPORTATION
OFFICE OF WORK PROGRAM
ANNUAL OBLIGATIONS REPORT
=====

HIGHWAYS

SA	1,000
TOTAL 437636 1	52,051
TOTAL 437636 1	52,051

ITEM NUMBER:437643 1	PROJECT DESCRIPTION:SR 693/66TH ST FROM 30TH AVE N TO 58TH AVE N	*NON-SIS*TYPE OF WORK:ADD LEFT TURN LANE(S)
DISTRICT:07	COUNTY:PINELLAS	LANES EXIST/IMPROVED/ADDED: 6/ 0/ 1
ROADWAY ID:15230000	PROJECT LENGTH: 1.734MI	

FUNDCODE	2020
----------	------

PHASE: PRELIMINARY ENGINEERHSP ING / RESPONSIBLE AGENCY: MANAGED BY FDOT	24,202
TOTAL 437643 1	24,202
TOTAL 437643 1	24,202

ITEM NUMBER:437736 2	PROJECT DESCRIPTION:STARKEY RD CORRIDOR SIDEWALK FROM SR 688/ULMERTON RD TO EAST BAY DR	*NON-SIS*
DISTRICT:07	COUNTY:PINELLAS	TYPE OF WORK:SIDEWALK
ROADWAY ID:15004501	PROJECT LENGTH: 1.520MI	LANES EXIST/IMPROVED/ADDED: 4/ 0/ 0

FUND CODE	2020
-----------	------

PHASE: PRELIMINARY ENGINEERING / RESPONSIBLE AGENCY: MANAGED BY FDOT	1,000
TALU	
PHASE: PRELIMINARY ENGINEERING / RESPONSIBLE AGENCY: MANAGED BY PINELLAS COUNTY BOCC	405,652
TALU	
TOTAL 437736 2	406,652
TOTAL 437736 2	406,652

ITEM NUMBER:437807 1	PROJECT DESCRIPTION:SR 687/3RD ST FROM 5TH AVE S TO 5 AVE N	*NON-SIS*
DISTRICT:07	COUNTY:PINELLAS	TYPE OF WORK:SIDEWALK
ROADWAY ID:15090000	PROJECT LENGTH: .812MI	LANES EXIST/IMPROVED/ADDED: 4/ 0/ 0

FUND CODE	2020
-----------	------

PHASE: CONSTRUCTION / RESPONSIBLE AGENCY: MANAGED BY CITY OF ST PETERSBURG	1,641,766
HSP	
PHASE: CONSTRUCTION / RESPONSIBLE AGENCY: MANAGED BY FDOT	19,959
HSP	
TOTAL 437807 1	1,661,725
TOTAL 437807 1	1,661,725

ITEM NUMBER:437808 1	PROJECT DESCRIPTION:70TH AVE N FROM US 19 (SR 55) TO CYPRESS TERRACE	*NON-SIS*
DISTRICT:07	COUNTY:PINELLAS	TYPE OF WORK:ADD LEFT TURN LANE(S)
ROADWAY ID:15000106	PROJECT LENGTH: .050MI	LANES EXIST/IMPROVED/ADDED: 2/ 2/ 1

FUND CODE	2020
-----------	------

PHASE: CONSTRUCTION / RESPONSIBLE AGENCY: MANAGED BY FDOT	-1,425
SA	
TOTAL 437808 1	-1,425
TOTAL 437808 1	-1,425

FLORIDA DEPARTMENT OF TRANSPORTATION
OFFICE OF WORK PROGRAM
ANNUAL OBLIGATIONS REPORT
=====

HIGHWAYS

ITEM NUMBER:438022 1	PROJECT DESCRIPTION:62ND AVE SIDEWALK FROM 62ND ST N TO E OF 58TH ST N	*NON-SIS*
DISTRICT:07	COUNTY:PINELLAS	
ROADWAY ID:15504000	PROJECT LENGTH: .629MI	TYPE OF WORK:SIDEWALK LANES EXIST/IMPROVED/ADDED: 2/ 0/ 0
FUND CODE	2020	
<hr/>		
PHASE: CONSTRUCTION / RESPONSIBLE AGENCY: MANAGED BY FDOT		
TALU	20,960	
PHASE: CONSTRUCTION / RESPONSIBLE AGENCY: MANAGED BY PINELLAS COUNTY BOCC		
TALT	39,844	
TALU	434,523	
TOTAL 438022 1	495,327	
TOTAL 438022 1	495,327	

ITEM NUMBER:439829 3	PROJECT DESCRIPTION:INTERSECTION LIGHTING - VARIOUS LOCATIONS IN PINELLAS COUNTY	*NON-SIS*
DISTRICT:07	COUNTY:PINELLAS	
ROADWAY ID:	PROJECT LENGTH: .000	TYPE OF WORK:LIGHTING LANES EXIST/IMPROVED/ADDED: 0/ 0/ 0
FUND CODE	2020	
<hr/>		
PHASE: CONSTRUCTION / RESPONSIBLE AGENCY: MANAGED BY FDOT		
HSP	-60,749	
TOTAL 439829 3	-60,749	
TOTAL 439829 3	-60,749	

ITEM NUMBER:439829 5	PROJECT DESCRIPTION:INTERSECTION LIGHTING PINELLAS COUNTY VARIOUS LOCATIONS.	*NON-SIS*
DISTRICT:07	COUNTY:PINELLAS	
ROADWAY ID:15120000	PROJECT LENGTH: 9.619MI	TYPE OF WORK:LIGHTING LANES EXIST/IMPROVED/ADDED: 8/ 8/ 0
FUND CODE	2020	
<hr/>		
PHASE: CONSTRUCTION / RESPONSIBLE AGENCY: MANAGED BY FDOT		
HSP	582,254	
TOTAL 439829 5	582,254	
TOTAL 439829 5	582,254	

ITEM NUMBER:439829 8	PROJECT DESCRIPTION:INTERSECTION LIGHTING PINELLAS COUNTY VARIOUS LOCATIONS	*SIS*
DISTRICT:07	COUNTY:PINELLAS	
ROADWAY ID:15010000	PROJECT LENGTH: 64.974MI	TYPE OF WORK:LIGHTING LANES EXIST/IMPROVED/ADDED: 6/ 0/ 0
FUND CODE	2020	
<hr/>		
PHASE: CONSTRUCTION / RESPONSIBLE AGENCY: MANAGED BY FDOT		
HSP	34,512	
TOTAL 439829 8	34,512	
TOTAL 439829 8	34,512	

FORWARD PINELLAS

HIGHWAYS

=====

ITEM NUMBER:440246 1	PROJECT DESCRIPTION:US 19/SR55/34TH ST FROM SR 682/54TH AVE S TO 22ND AVE N	*NON-SIS*
DISTRICT:07	COUNTY:PINELLAS	
ROADWAY ID:15150000	PROJECT LENGTH: 5.011MI	TYPE OF WORK:RESURFACING
		LANES EXIST/IMPROVED/ADDED: 6/ 6/ 0
FUND CODE		2020
PHASE: PRELIMINARY ENGINEERING / RESPONSIBLE AGENCY: MANAGED BY FDOT		
TALU		308,405
TOTAL 440246 1		308,405
TOTAL 440246 1		308,405

ITEM NUMBER:440306 1	PROJECT DESCRIPTION:SR 60 (COURTNEY CAMPBELL CSWY)	*NON-SIS*TYPE OF WORK:EMERGENCY OPERATIONS
DISTRICT:07	COUNTY:PINELLAS	LANES EXIST/IMPROVED/ADDED: 4/ 0/ 0
ROADWAY ID:15040000	PROJECT LENGTH: .315MI	
FUNDCODE		2020
PHASE: PRELIMINARY ENGINEERING / RESPONSIBLE AGENCY: MANAGED BY FDOT		
ER16		53,901
PHASE: CONSTRUCTION / RESPONSIBLE AGENCY: MANAGED BY FDOT		
ER16		469,340
TOTAL 440306 1		523,241
TOTAL 440306 1		523,241

ITEM NUMBER:440408 5	PROJECT DESCRIPTION:DISASTER RECOVERY SIGN REPAIR	*NON-SIS*TYPE OF WORK:EMERGENCY OPERATIONS
DISTRICT:07	COUNTY:PINELLAS	LANES EXIST/IMPROVED/ADDED: 0/ 0/ 0
ROADWAY ID:	PROJECT LENGTH: .000	
FUNDCODE		2020
PHASE: GRANTS AND MISCELLANEOUS / RESPONSIBLE AGENCY: MANAGED BY FDOT		
ER17		10,032
TOTAL 440408 5		10,032
TOTAL 440408 5		10,032

ITEM NUMBER:440804 1	PROJECT DESCRIPTION:FOREST LAKES BOULEVARD IN CITY	OF OLDSMAR @ NCGN: 626842E	*NON-SIS*TYPE OF WORK:RAIL SAFETY PROJECT
DISTRICT:07	COUNTY:PINELLAS		LANES EXIST/IMPROVED/ADDED: 2/ 0/ 0
ROADWAY ID:15000457	PROJECT LENGTH: .010MI		
FUNDCODE		2020	
PHASE: RAILROAD AND UTILITIRH ES / RESPONSIBLE AGENCY: MANAGED BY FDOT			
			-245,476
TOTAL 440804 1			-245,476
TOTAL 440804 1			-245,476

HIGHWAYS

=====

ITEM NUMBER:444332 1

PROJECT DESCRIPTION:ST PETERSBURG GREATER DOWNTOWN AREA NETWORK ANALYSIS

TYPE OF WORK:TRAFFIC
LANES

ENGINEERING STUDY ROADWAY ID:15010101
EXIST/IMPROVED/ADDED: 2/ 0/ 0

*NON-SIS*DISTRICT:07

COUNTY:PINELLAS

PROJECT LENGTH: .029MI

FUND
CODE

2020

PHASE: PRELIMINARY ENGINEERING / RESPONSIBLE AGENCY: RESPONSIBLE AGENCY NOT AVAILABLE

SU

181,470

TOTAL 444332 1

181,470

TOTAL 444332 1

181,470

TOTAL DIST: 07

232,659,710

TOTAL HIGHWAYS

232,659,710

Section 6: Transportation Disadvantaged Element

Introduction:

Forward Pinellas serves as the designated planning agency of the Pinellas County Transportation Disadvantaged (TD) Program in accordance with Rule 41 – 2.009, F.A.C. The TD Program provides a coordinated system of low-cost transportation services to people who are unable to transport themselves due to physical or mental impairment or economic circumstances. As the Community Transportation Coordinator (CTC) for the program, the Pinellas Suncoast Transit Authority (PSTA) is responsible for the delivery of transportation services to eligible recipients.

Two of the key roles carried out by Forward Pinellas for the TD Program include development and administration of the [TD Service Plan \(TDSP\)](#) and providing staff support to the Local Coordinating Board (LCB), which oversees the Program and provides policy guidance. The TD Service Plan documents the operations of the Program and provides an inventory of its transportation providers. It also provides a socioeconomic profile of underserved communities in Pinellas County and an assessment of unmet transportation needs. Lastly, the TDSP sets forth the TD Program goals, objectives and strategies.

Development and monitoring of TDSP goals, objectives and strategies was and is closely coordinated with local comprehensive plans and the LRTP, particularly regarding the support and improvement of transit service and transportation access to underserved communities. The TDSP is updated on an annual basis to reflect changes related to program operations such as service rates, coordinated agency and provider information and performance standards. Every five years a major update of the TDSP is conducted to re-assess the demographics and needs of the service area.

The LCB membership is comprised of representatives of social service agencies that serve persons with disabilities, the elderly, veterans, Medicaid recipients, children at risk and those receiving employment services. Other members/representatives include citizens, a for profit transportation provider, and an elected official who serves as the chairman. Representatives of FDOT and PSTA are non-voting members. In addition to providing policy direction, the LCB ensures that TD Program services are coordinated with other agencies serving disadvantaged communities around the County so that the funds it receives are expended in the most cost-effective manner possible.

Forward Pinellas annually reviews and approves funding resources for the Pinellas County TD Program through the adoption of the Transportation Improvement Program. Funding for the TD Program is obtained through federal, state and local government sources, including the State Commission for the Transportation Disadvantaged from the state Transportation Trust Fund. The Transportation Disadvantaged Element table on the next page includes project and program descriptions, planned costs, anticipated revenues and identification of the year the project or services are to be undertaken and implemented.

Table 4 Transportation Disadvantaged Projects

Project Number	Project Description	20/21	21/22	22/23	23/24	24/25	25/26
	Pinellas County TD Commission Planning Grant	39.7 TDTF	39.7 TDTF	39.7 TDTF	39.7 TDTF	39.7 TDTF	39.7 TDTF
	Pinellas County TD Commission Trip and Equipment Grant PSTA	416.4 LF 3,747 TDTF	404 LF 3,633 TDTF	404 LF 3,633 TDTF	404 LF 3,633 TDTF	404 LF 3,633 TDTF	404 LF 3,633 TDTF

LF = Local Funds

TDTF = Transportation Disadvantage Trust Fund

Section 7: Public Transportation Work Program

Table 5 Albert Whitted Airport

Work Item Number	Project Description	2021/22	2022/23	2023/24	2024/25	2025/26
New	Airport Fuel Farm Replacement Construction		600 ACPF			
New	Airport Fuel Farm Replacement Design	121 ACPF				
Included	Runway 18/36 Rehab Construction					
Included	Taxiway "A" Rehab			1,500 ACPF		
Included	PAPIs/PEILs Runway 18/36					
2821004	Rehab Airfield Vault Construction		600 ACPF			
New	Rehab Airfield Vault Design	121 ACPF				

Work Item Number	Project Description	2021/22	2022/23	2023/24	2024/25	2025/26
2821005	Taxiway "A" Design		121 ACPF			

ACPF = Airport Capital Projects Fund;

PAPI = Precision Approach Path Indicators;

REILS = Runway End Identifier Lights

Table 6 Clearwater Airpark

Work Item Number	Project Description	2021/22	2022/23	2023/24	2024/25	2025/26
4317931	Update Masterplan					
4317941	New Hangar					
4329771	Airport Ground Support Equipment Replacement					
4352221	Replace Airplane Hangar C					
4352271	Construct Permanent Terminal		CAP 3,600			
4385121	Upgrade Security System					

CAP = Capital Grant

Table 7 Port of St. Petersburg

Work Item Number	Project Description	2021/2022	2022/23	2023/2024	2024/2025	2025/2026
No projects are scheduled at this time within the TIP 5-year window.						

Table 8 St. Pete Clearwater Airport

Proj. Number	Project Title	2021/22	2022/23	2023/24	2024/25	2025/26
000033A	Cargo Apron Construction/Convert Rwy 9/27		\$1,125	\$8,950		
000034A	New GA Taxiways (Airco)	\$750	\$7,400	\$600	\$3,852	
000035A	Runway 18/36 Rehabilitation					
000037A	New ARFF Vehicle	\$2,000				
001064A	Relocate Airfield Electrical Vault	\$2,335				
002877A	New Parking Garage			\$2,130	\$19,170	
003343A	Passenger Terminal Improvements			\$3,000	\$20,000	\$11,400
004086A	Install New Terminal Chiller					
004350A	Upgrade Lift Station		\$100	\$1,200		
004351A	New Anti-Pass Back Technology Gates 7- 11	\$810				
004570A	Pave Strawberry Parking Lot		\$500	\$1,500		

Table 9 PSTA Work Program Table

FDOT NO.	Project Description	FY 2020/21	FY 2021/22	FY 2022/23	FY 2023/24	FY 2024/25	FY 2025/26
402520-1-94-	PSTA Section 5307 Formula Funds: The application will include: preventive maintenance, tire lease, replacement revenue vehicles, computer hardware and software, passenger amenities, misc. support equipment, 3rd party contracts, heavy duty vehicles lifts, short range planning, employee education/training, project administration, and contingency.	Capital FTA (100%) \$13,945,241	Capital FTA (100%) \$14,556,586	Capital FTA (100%) \$14,609,171	Capital FTA (100%) \$14,609,171	Capital FTA (100%) \$14,609,171	Capital FTA (100%) \$14,609,171
434304-1-94-	PSTA Section 5339 Bus & Bus Facilities Formula Funds: The application will be used for the purchase of replacement revenue vehicles.	Capital FTA (100%) \$1,768,706	Capital FTA (100%) \$1,763,060	Capital FTA (100%) \$1,750,000	Capital FTA (100%) \$1,750,000	Capital FTA (100%) \$1,750,000	Capital FTA (100%) \$1,750,000
439004-1-94-	PSTA Section 5337 State of Good Repair Formula Funds: The application will be used for the purchase	Capital FTA (100%) \$6,720	Capital FTA (100%) \$6,025	Capital FTA (100%) \$10,000	Capital FTA (100%) \$10,000	Capital FTA (100%) \$10,000	Capital FTA (100%) \$10,000

FDOT NO.	Project Description	FY 2020/21	FY 2021/22	FY 2022/23	FY 2023/24	FY 2024/25	FY 2025/26
	Miscellaneous maintenance equipment.						
	PSTA Section 20005(b) - Pilot Transit Oriented Development Planning Grant (TOD): This application is for eligible short- range planning expenses related to PSTA's Central Avenue BRT project.	FTA (80%) \$720,000 PSTA (20%) \$180,000					
	PSTA Section 5312 – FY 2020 Accelerating Innovative Mobility (AIM) Cooperative Agreement: This application will be used to integrate PSTA;s Direct Connect into Transit App.	FTA (80%) 120,000 PSTA (20%) \$30,000					
402513-1-84-	PSTA State Block Grant Operating Assistance	Operating FDOT \$4,851,432	Operating FDOT \$5,332,734	Operating FDOT \$5,492,716	Operating FDOT \$5,657,498	Operating FDOT \$5,827,223	Operating FDOT \$6,002,039
	PSTA Section 5339(b) – Bus & Bus Facility Discretionary Funds – Purchase of two electric buses and one depot charger.	Capital FTA (58%) \$1,239,710 PSTA (42%) \$882,715					
410695-1-84-	PSTA – Gandy Corridor; Commuter Express Bus Service, Rt. 100X.	Urban Corridor FDOT \$285,915	Urban Corridor FDOT \$257,284	Urban Corridor FDOT \$278,817	Urban Corridor FDOT \$287,236	Urban Corridor FDOT \$295,853	Urban Corridor FDOT \$318,864

FDOT NO.	Project Description	FY 2020/21	FY 2021/22	FY 2022/23	FY 2023/24	FY 2024/25	FY 2025/26
418265-1-84-	PSTA – SR 688/I275 corridor, commuter express bus service, Route 300X	Urban Corridor FDOT \$285,915	Urban Corridor FDOT \$272,554	Urban Corridor FDOT \$285,915	Urban Corridor FDOT \$294,334	Urban Corridor FDOT \$303,164	Urban Corridor FDOT \$318,858
430320-1-84-	Connector (Flex) Service – Curlew Road Connector Service	Urban Corridor FDOT \$285,917	Urban Corridor FDOT \$272,554	Urban Corridor FDOT \$285,915	Urban Corridor FDOT \$294,324	Urban Corridor FDOT \$303,154	Urban Corridor FDOT \$318,858
430319-1-84-	Transit Corridor Program – Route 100X Extension	Urban Corridor FDOT \$285,915	Urban Corridor FDOT \$272,554	Urban Corridor FDOT \$285,915	Urban Corridor FDOT \$294,324	Urban Corridor FDOT \$303,154	Urban Corridor FDOT \$318,858
443348-1	PSTA Downtown St. Petersburg to Downtown Tampa Service		Service Development FDOT \$1,900,000 PSTA \$1,900,000				
440743-1-94	Study for Express Bus Service between Clearwater Beach and Tampa International Airport (TIA) (Capital)		Capital Express Bus Study FDOT \$3,000,000				

Table 10 FTA Section 5310

Recipient	CID	FPN	Project Description	Quantity	DUNS	Total Project Cost	Total Federal Share	Total Local Share
PSTA	G1I28	437521-1-84-06	Operating Funds to continue connector service in Dunedin/Palm Harbor	1	069675825	700,000	350,000	350,000
PSTA	G1I30	437521-1-84-50	Operating Funds for Same Day Service pilot project	1	069675825	250,000	125,000	125,000
SUNRISE COMMUNITY (St Pete)	G1I32	438955-1-84-05	Operating funds to continue service to developmentally disabled in Pinellas County	1	063833230	100,000	50,000	50,000
NEIGHBORLY CARE NETWORK	G1I35	437524-1-84-06	Operating Funds to continue service to elderly and disabled in Pinellas County	1	082642042	500,000	250,000	250,000
SUNRISE COMMUNITY (TAMPA)	G1J08	43856-1-84-05	Operating funds to continue service to developmentally disabled in Hillsborough County	1	063833230	50,000	25,000	25,000
Mobility Managers								

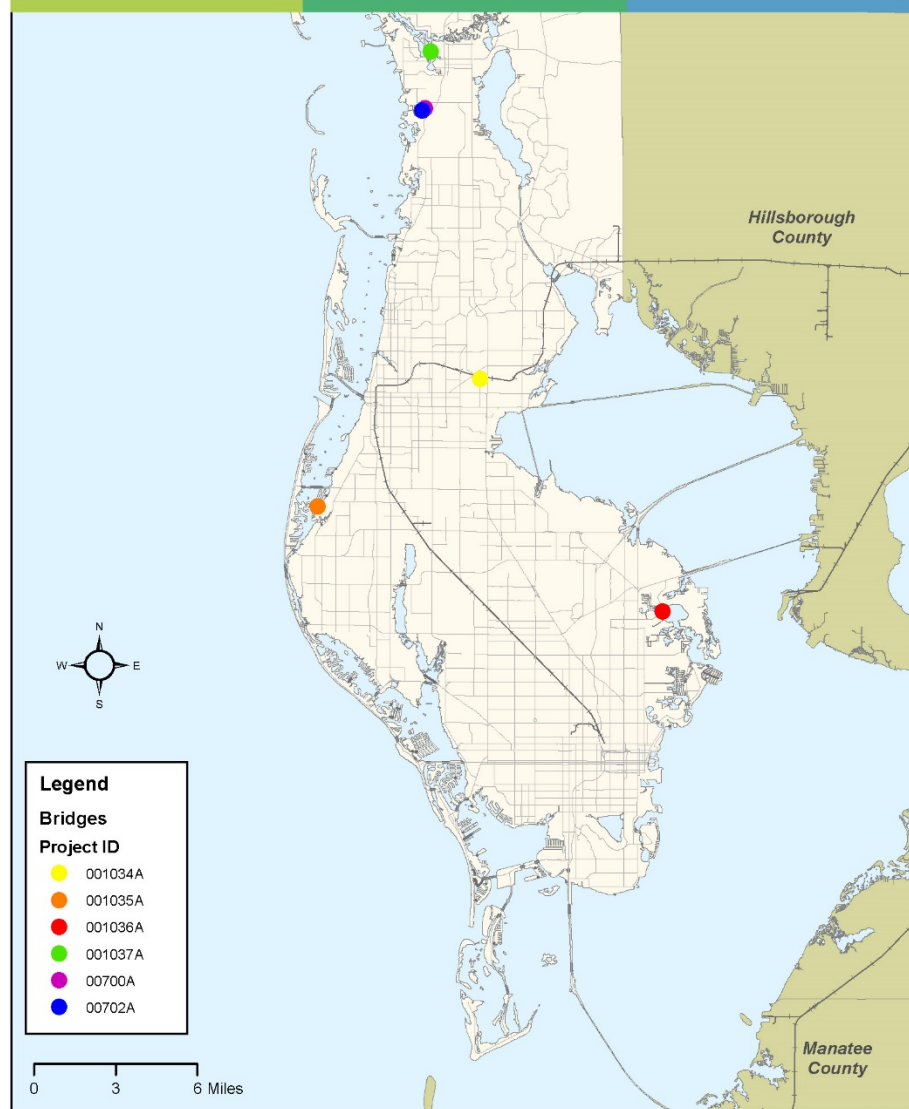
Recipient	CID	FPN	Project Description	Quantity	DUNS	Total Project Cost	Total Federal Share	Total Local Share
PSTA	G1188	440952-1-94-04	Mobility Manager-coordination among public transportation and other transportation service providers with the intent of expanding the availability of services.	1	89,250	71,400	8,925	8,925
PARC	NA	079197000	Software	1	180,500	144,400	18,050	18,050
THE ARC OF TAMPA BAY	NA	073229585	Minibus	2	127,000	101,600	12,700	12,700
SUNRISE COMMUNITY (St Pete)	NA	063833230	Cutaway	1	76,000	60,800	7,600	7,600
NEIGHBORLY CARE NETWORK	NA	082642042	Cutaway	1	90,000	72,000	9,000	9,000
NEIGHBORLY CARE NETWORK	NA	082642042	Software	1	36,200	28,960	3,620	3,620
SUNRISE COMMUNITY (TAMPA)	NA	063833230	Cutaway	1	76,000	60,800	7,600	7,600
GOODWILL SUNCOAST	NA	055195176	Transit Wagon	1	71,000	56,800	7,100	7,100

Section 8: Pinellas County Work Program

The Pinellas County Capital Improvement Program

Every year Pinellas County updates its Capital Improvement Program (CIP). While the inclusion of this element into the Transportation Improvement Program is not required by Federal or State Law, Forward Pinellas believes the projects included within the CIP are critical to furthering the 2045 Advantage Pinellas goal of achieving an Efficient, Effective, Equitable, Safe and Complementary Multimodal Transportation Network in Pinellas County and Throughout the Tampa Bay Region that Provides Viable Travel Options for all Transportation Users. The 2020-2026 Pinellas County CIP can be found in full here: [Pinellas County Capital Improvement Program](#).

Pinellas County Work Program
FY 2020-2026
Bridges, Sidewalks and Trails
Map 1 of 2



Pinellas County Work Program
 FY 2020-2026
 Bridges, Sidewalks and Trails
 Map 2 of 2

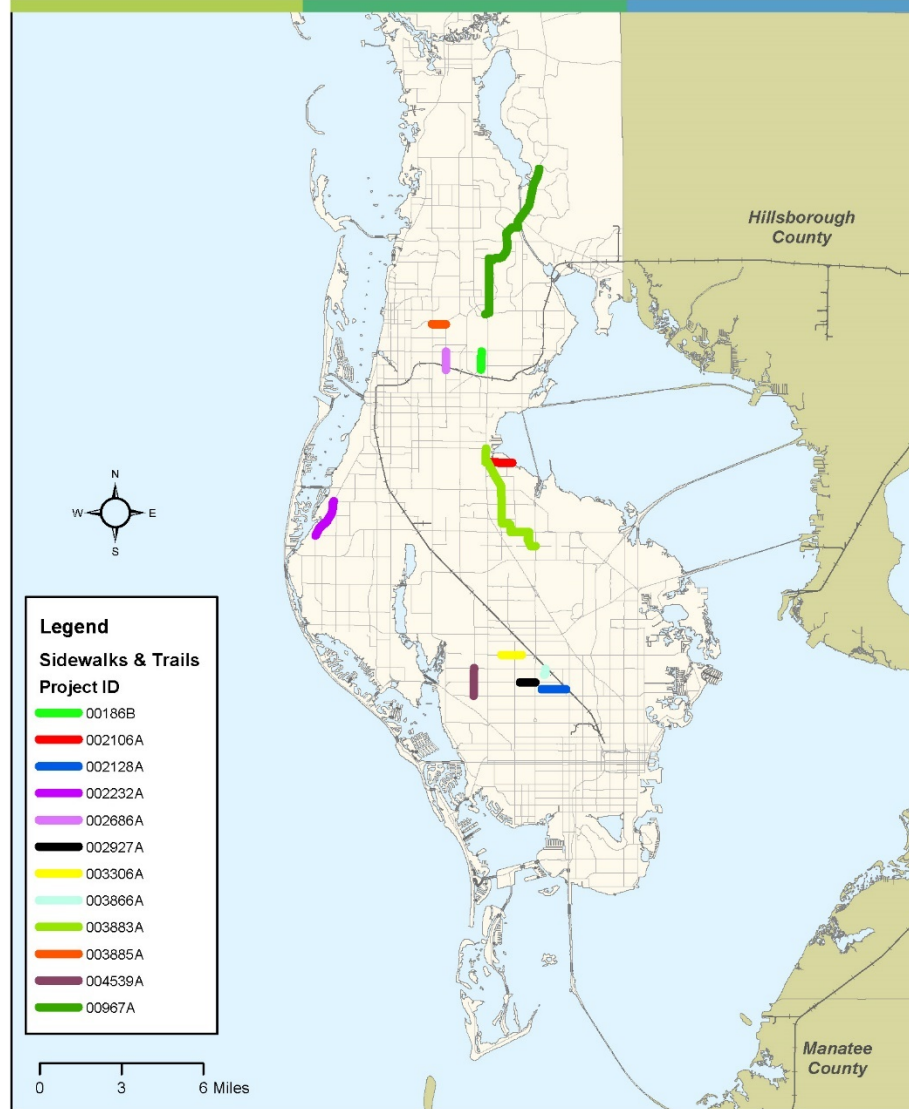


Table 11 Summary Table of Bridges, Sidewalk, and Trail Projects in the 2020-2026 Pinellas County Capital Improvement Program

Project Number	Location	Project Description	Status
186B	Pinellas/Duke Energy Trail Extension (Phase 2) from NE Coachman Rd (SR 590) to Sunset Point Rd on the Duke Energy right-of-way	Shared Use Bike Path/Trail	CST Underway
967A	Pinellas/Duke Energy Trail Extension North Loop Gap	Shared Use Bike Path/Trail	CST Underway
2686A/ FPN 4245647	Hercules Ave (Phase II) from Sherwood St to Sunset Point Rd	Sidewalk	CST Underway
2106A/ FPN 4245646	Haines Road - 60th Avenue to US 19	Sidewalk	CST Underway
2232A	Indian Rocks Rd (Phase 2) from Wilcox Rd to 8 th Ave SW	Sidewalk	Design Underway
*087A	22 nd Ave S from 58 th St S to 34 St S	Sidewalk	Design Underway
*146A	Gulf Blvd Improvements from SR 60 at Clearwater Beach to Pass-A-Grille Beach	Improvements include pedestrian crosswalks and streetlights	CST Underway
3306A	62 nd Ave N from 55 th St N to 62 nd St N	Sidewalk	CST Underway
2128A	42nd Avenue from 35th Street N to 46th Street N	Drainage and Sidewalk Improvements	CST Underway
2927A	46th Ave. N. from 49th St. N. to 55th St. N.	Sidewalk Improvements	Design Underway
3883A	Pinellas Trail Loop (Duke Energy) South Gap from Haines Bayshore to San	Shared Use Bike Path/Trail	PE Underway

Project Number	Location	Project Description	Status
	Martin Bridge		
3885A	Virginia Ave. Sidewalk Improvements from CR 1 to N. Hercules Ave.	Sidewalk Improvements	Design FY23
4539A	Belcher Rd. Sidewalk Improvement from 38th Ave. N. to 54th Ave. N.	Sidewalk Improvements	Design FY23
700A	Westwinds Dr Bridge over Westwind Canal	Bridge Replacement	CST Underway
702A	Crosswinds Dr Bridge over Crosswinds Canal	Bridge Replacement	CST Underway
1034A	Old Coachman Rd over Alligator Creek	Bridge Replacement	DSB FY23
1035A	Oakwood Dr over Stephanie's Channel	Bridge Replacement	DSB FY22
1036A	San Martin Blvd over Riviera Bay	Bridge Replacement	PD&E Study Phase
1037A	Beckett Bridge	Bridge Replacement	Design Phase
*423A	Dunedin Causeway Bridge	Bridge Replacement PD&E Study	Design Phase

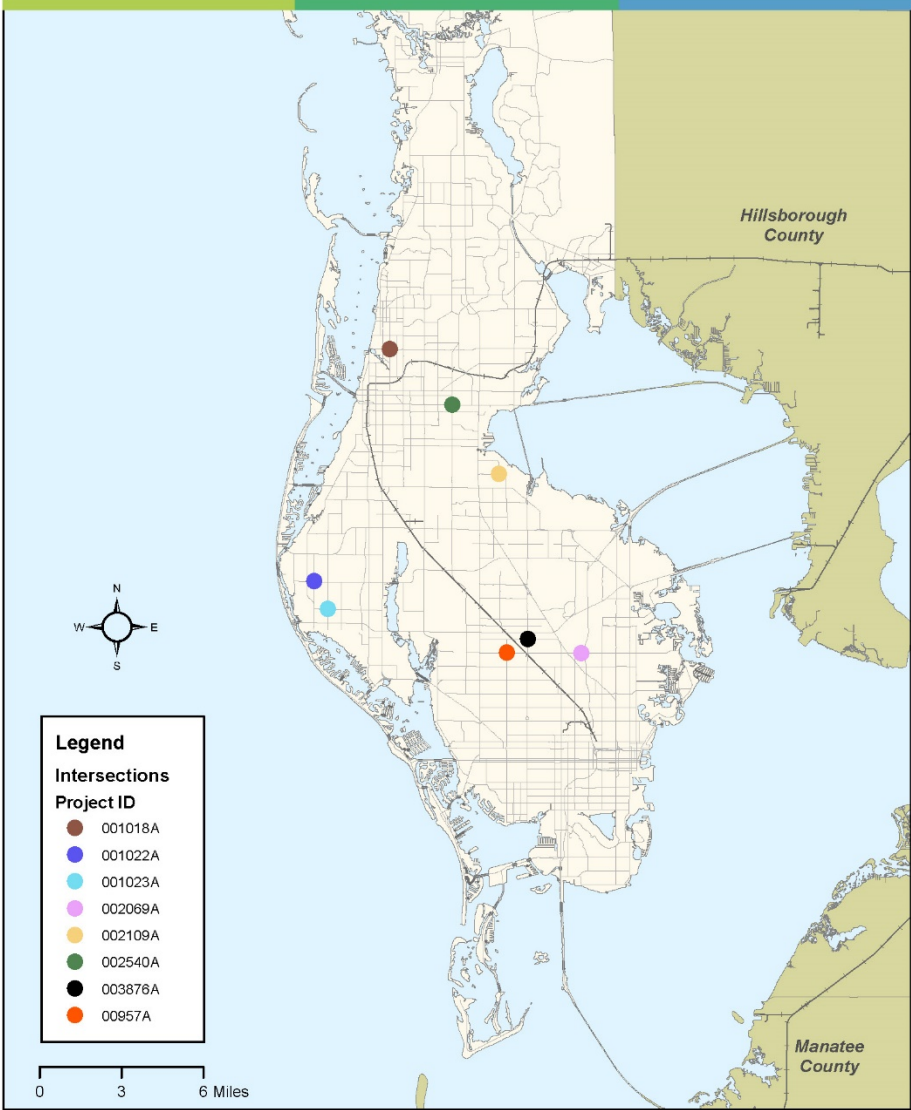
*Project is not mapped on Pinellas County Work Program maps

Notes:

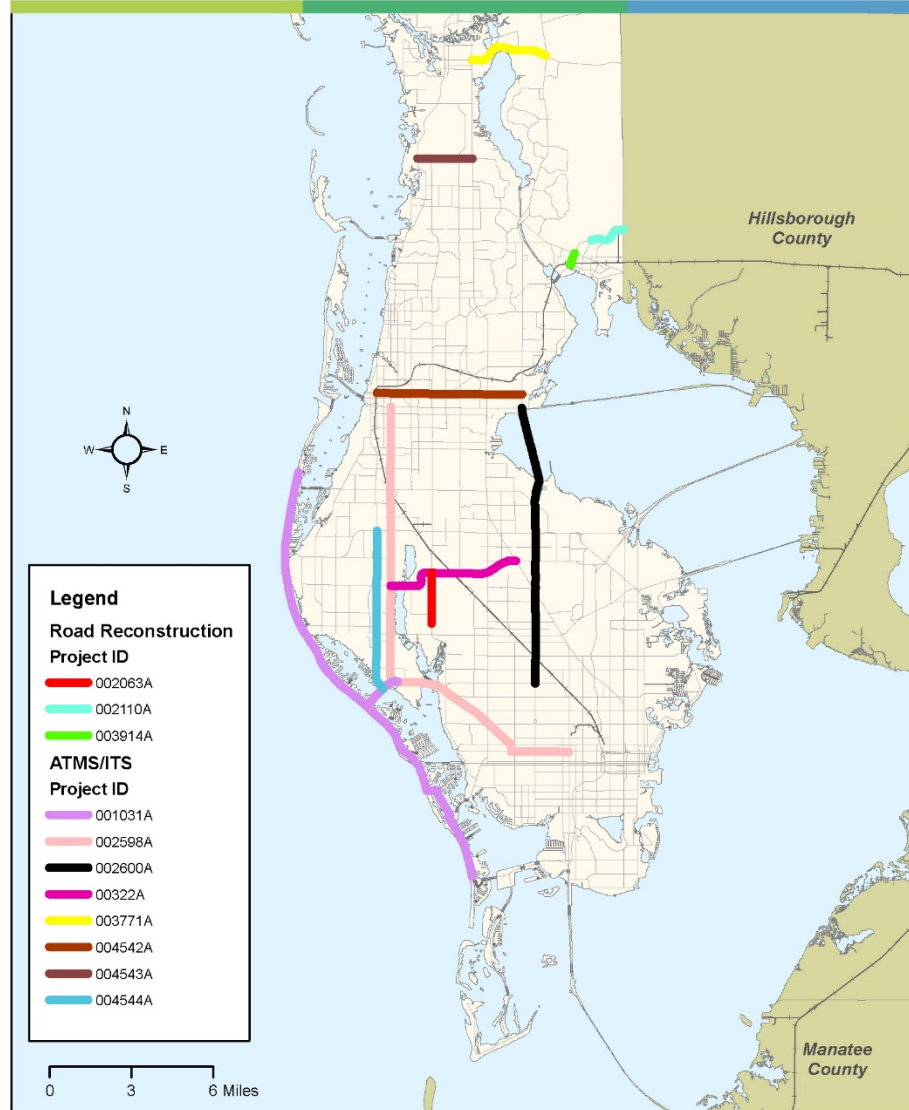
- 1) FPN = Federal Project Number; DSB = Design-Build (combines construction and design/preliminary engineering phases to reduce costs and expedite construction); CST = Construction; PE = Preliminary Engineering; PD&E = Project Development and Environment; SRTS = Safe Routes to School.
- 2) Shaded projects indicate changes in the FY 20/21 – 2025/26 Pinellas County Capital Improvement Program (CIP) compared to the FY 2019/20 – 2024/25 CIP. The status column summarizes changes from the previous year.
- 3) This project summary table does not include projects such as drainage work, landscaping, railroad crossings and routine

- maintenance and repairs.
- 4) Federal Project Numbers (FPN) have been added, where applicable, as a cross-reference to the FDOT State Work Program. Some projects may appear in both the local and state work programs due to funding sources from both local and state government.

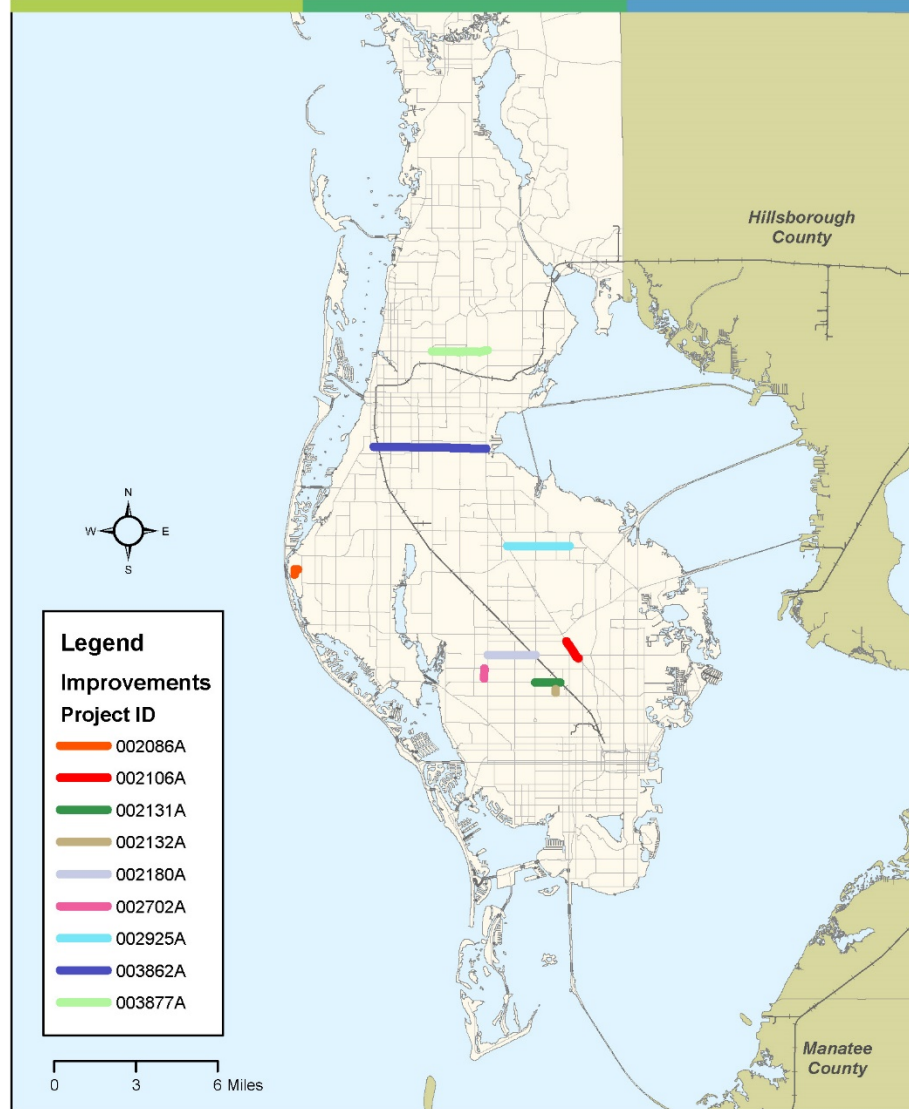
Pinellas County Work Program
FY 2020-2026
Major Transportation and ATMS Projects
Map 1 of 4



Pinellas County Work Program
 FY 2020-2026
 Major Transportation and ATMS Projects
 Map 2 of 4



Pinellas County Work Program
FY 2020-2026
Major Transportation and ATMS Projects
Map 3 of 4



Pinellas County Work Program
FY 2020-2026
Major Transportation and ATMS Projects
Map 4 of 4

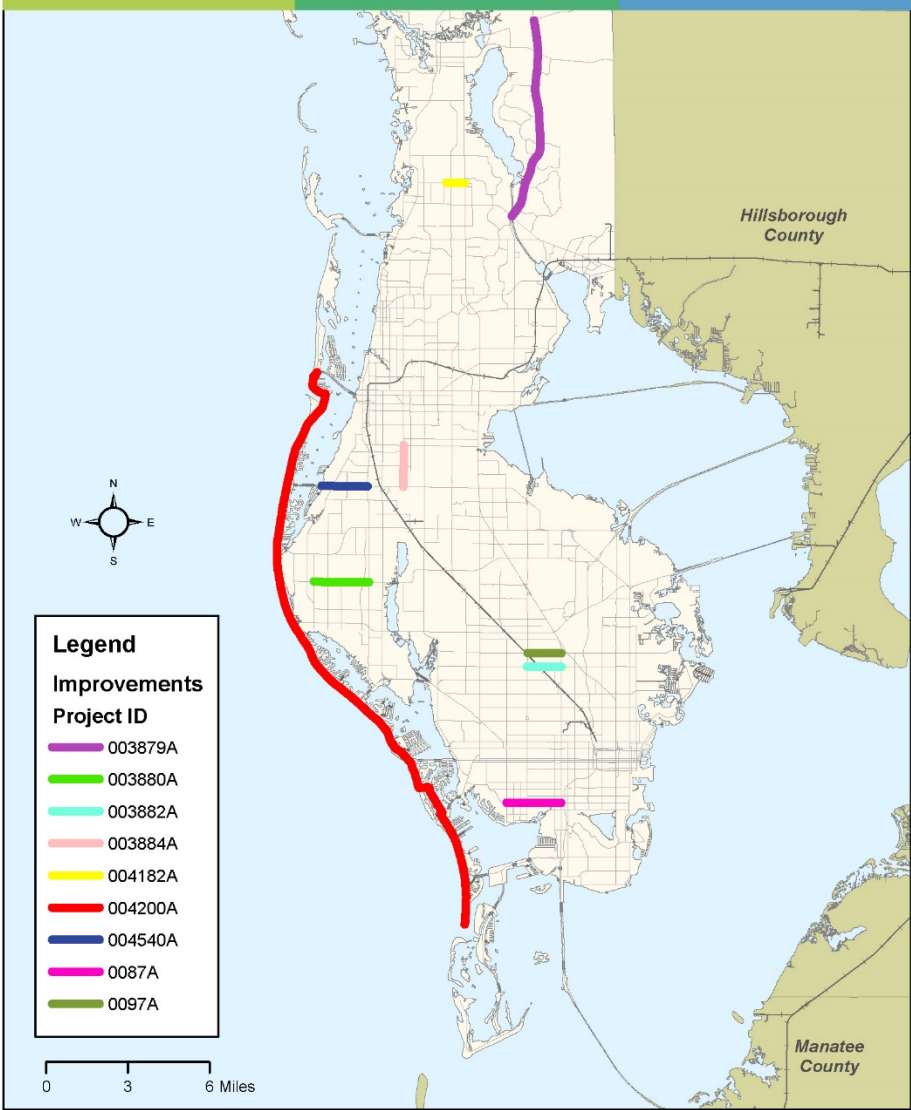


Table 12 Summary Table of Major Transportation and ATMS projects in the 2020-2026 Pinellas County Capital Improvement Program

Project Number	Location	Project Description	Status
2110A	Forest Lakes Blvd from Pine Ave to Pinellas/Hillsborough County Line (Phase II)	Pavement Reconstruction and Road Widening 2 to 4 lanes	CST Underway
3914A	Forest Lakes Blvd Phase III - From Tampa Rd. to SR 580	A study to widen Forest Lake Boulevard between SR 580 and SR 584 (Tampa Road) upgrading the typical section from two lane undivided to four lane with a center two-way left turn lane and bike lanes.	PE Underway
*297A/ FPN 4338801	Gateway Expressway/118th Ave N/CR 296 (Future SR 690) from US 19 (SR 55) to E of 28th St N	New Road/Bridge Construction 0 to 4 lanes	CST Underway
2106A	Haines Rd from 60 th Ave N to US 19 (SR 55)	Reconstruction, including bike lanes	CST Underway
1018A	Betty Lane at Sunset Point Road	Intersection Improvements	CST Underway
3322A	Sunset Point Rd Road Rehabilitation from Kings Highway to Keene Road	Roadway Improvements	CST Underway
1022A	102 nd Ave N at Antilles Dr	Intersection Improvements	CST Underway
1023A	131 st St N at 82 nd Ave N and 86 th Ave N	Intersection Improvements	CST Underway

Project Number	Location	Project Description	Status
097A	62 nd Ave N from 49 th St N to 34 th St N	Roadway Improvements,	Design Phase
2063A	Starkey Road reconstruction & widening from Flamevine to Bryan Dairy Road	Road reconstruction and widening from 4 lanes divided to 6 lanes divided. Pond construction, storm pipe upgrade, traffic signalization and pavement markings.	CST FY22-FY24
*2105A	Starkey Road roadway improvement from Bryan Dairy Road to Ulmerton Road	Roadway improvements to include turn lanes, drainage, bicycle lanes, and sidewalks.	Bryan Dairy to Ulmerton Rd. s currently in Acquisition/Design Phase. Not currently programmed for construction.
2109A	Whitney Rd at Wolford Rd	Intersection Improvements	CST Deffered to FY22
*1177A	Lakeshore Estates	Roadway and Drainage Improvements	CST Underway
*1177B	Lakeshore Estates Phase 2	Roadway and Drainage Improvements	CST Underway
2069A	62 nd Avenue N & 25 th Street N	Intersection Improvements	CST Underway
2702A	67 th Street N. from 48 th Ave N to 50 th Avenue N, and 67 th Street N. from 54 th Avenue N. to south Dead End	Roadway Improvements	CST Underway
3862A	Belleair Road	Complete Streets Improvements	Design Underway
3876A	49th St N. (CR 611) at 70th Ave N.	Intersection Improvements	Design deferred to FY23

Project Number	Location	Project Description	Status
3877A	Sunset Point Rd. from Highland Avenue to Keene Rd	Roadway Improvements	PE FY22
3880A	102nd Ave from 137th St to 113th St	Roadway Improvements	Design Start: FY21
3882A	54th Ave. N. from 49th St. N. to 34th St. N.	Roadway Improvements	Preliminary Engineering
3884A	Highland Ave (CR 375) from Belleair Rd (CR 464) to E. Bay Dr (CR 686)	Roadway Improvements	Design deferred to FY22
4182A	Nebraska Ave from Alt US 19 to West Lake Rd	Roadway Improvement	PE Phase
4200A	Gulf Blvd Improvements – Penny IV	Roadway Improvements	CST Underway
3879A	East Lake Rd (CR 611) from Tampa Rd (CR.752) to Trinity Blvd. (CR 966)	Roadway Improvements	PE FY21
4540A	West Bay Complete Streets project from the Belleair Bridge to Clearwater-Largo Road	Complete Streets Improvements	Design Start FY21
*3898A	Lakeview and Keene Rd Drainage Improvements	Intersection Improvements	Construction scheduled FY22-FY24
2132A	40th St N. (CR641) from 40th Ave N to Lown St N.	Roadway Improvements	Goes with #002131A (sidewalk only)
2180A	62nd Ave. N. from 49th St. N. to 66 th St. N.	Facilities Enhancements	Study Phase
2086A	Paving Huston Lane and Pinecrest Drive	Roadway Improvements	Construction Scheduled for FY22

Project Number	Location	Project Description	Status
*2932A	Crystal Beach Paving and Drainage Improvements	Roadway Improvements	Design Phase. Construction scheduled for late FY21
2131A	46th Ave N from 49th St N. (CR 611) to 38th St N	Roadway Improvements	Design Phase Underway
2925A	126 th Ave N from 34 th St to US 19	Roadway and Intersection Improvements	PD&E Study Phase
2540A	Belcher Rd at SR 60/Gulf-to-Bay Blvd	PD&E Study	PD&E Study Phase
087A	22nd Ave S - 58th St S to 34th St S	Roadway Improvement	Design Phase Underway
957A	62nd Avenue North at 58th Street N	Intersection Improvements	CST Underway
4542A	ATMS Drew Street	ATMS Improvements	Future Project. Grant funding requested from FDOT
4543A	ATMS Alderman Road	ATMS Improvements	Future Project. Grant funding requested from FDOT
4544A	ATMS 113 th Street	ATMS Improvements	Future Project. Grant funding requested from FDOT
1031A	Gulf Blvd from Belleair Beach Causeway (SR 686) to S of 35th Ave/Pinellas Bayway	ATMS Improvements	CST Underway
2598A/ FPN 4348911	Alt US 19 S (SR 595) from SR 60 to 34th St S	ITS Improvements	CST Underway
*2599A	Downtown St. Petersburg ATMS	ATMS Improvements	Design Underway
2600A/ FPN 4370471	CR 611 (49th St N) from 46th Ave N to Gulf-to-Bay Blvd (SR 60)	ATMS Improvements	CST Planned: October 2020

Project Number	Location	Project Description	Status
*2601A	ATMS (Phase 3) Expansion	ATMS Improvements	CST Underway
3771A	ATMS Keystone Rd - US19 to E of East Lake Rd	ATMS Improvements	CST Underway

*Project is not mapped on Pinellas County Work Program maps

Notes:

- 1) FPN = Federal Project Number; CST = Construction; PE = Preliminary Engineering; PD&E = Project Development & Environment Study
- 2) Shaded projects indicate changes in the FY 20/21 – 2025/26 Pinellas County Capital Improvement Program (CIP) compared to the adopted FY 2021/20 – 2024/25 CIP. The status column summarizes changes from the previous year.
- 3) This project summary table does not include projects such as drainage work, railroad crossings and routine maintenance and repairs.
- 4) Regarding 297A, the Gateway Expressway project will ultimately provide a partially-controlled access facility connecting I-275 (SR 93) to US Highway 19 and I-275 (SR 93) to the Bayside Bridge via an elevated tolled expressway.
- 5) Federal Project Numbers (FPN) have been added, where applicable, as a cross-reference to the FDOT State Work Program. Some projects may appear in both the local and state work programs due to funding sources from both local and state government.

Section 9: Municipal Work Programs

Table 13 Municipal Work Program Table

Work Item Number	Project Description	Type of Work	20/21	21/22	22/23	23/24	24/25
Belleair							
2001	Pinellas/Ponce (Phase 2) Roadway Project	Full roadway reconstruction					
2002	Palmetto (South) Roadway Project	Full roadway reconstruction					
2003	Palmetto (North) Roadway Project	Full roadway reconstruction					
2004	Carl Avenue Roadway Project	Full roadway reconstruction					
2005	Belforest Project	Resurfacing					
2006	Bayview Bridge to Indian Rocks Road	Resurfacing	163	199	1,161		
2007	The Bluff	Stabilization	600	5,220	5,850		
2008	Belleair Creek (Ponce to Bridge)	Stabilization					
2009	Ponce from Roundabout to Trail	Full roadway reconstruction	1,017				
2010	Pinellas/Ponce (Phase 3) Roadway Project	Full roadway reconstruction					
2011	Doyle/Wall One Way (Concept)	Study	185				
2012	Indian Rocks Road (Poinsettia to Rosery)	Resurfacing					
2013	Seawall Replacements	Seawall replacements				250	

Work Item Number	Project Description	Type of Work	20/21	21/22	22/23	23/24	24/25
2014	The Mall/Gardenia	Resurfacing and drainage improvements				816	
2015	Osceola East of Indian Rocks Road	Full roadway reconstruction				585	
2016	Ponce from Manatee to Oleander	Resurfacing				201	
2017	Indian Rocks Road Hunter/Bayview to Poinsettia	Resurfacing				182	
Belleair Beach							
3001	Resurface/curb work roadways 6 th St/7 th St/Donato /22 nd St	Resurfacing	110	110	110	110	
3002	Emergency repairs to bridges/bulkheads at Harrison Ave/ 22 nd St Bridge.	Repairs	30	30	30	30	
Belleair Bluffs							
4001	Bel Forest Drainage Improvements	Drainage Improvements (Streets)	433				
4002	Belmar Drainage Improvements	Drainage Improvements (Streets)			128>		
4003	Bluff View Drainage Improvements	Drainage Improvements (Streets)			*800>		

Work Item Number	Project Description	Type of Work	20/21	21/22	22/23	23/24	24/25
4004	Del Rio Drainage Improvements	Drainage Improvements (Streets)			*600>		
4005	Dolphin Drainage Improvements	Drainage Improvements (Streets)					
4006	Duncan Drainage Improvements	Drainage Improvements (Streets)			57>		
4007	E. Overbrook Drainage Improvements	Drainage Improvements (Streets)			38>		
4008	Indian Ave Drainage Improvements	Drainage Improvements (Streets)			166>		
4009	Jewel Court Drainage Improvements	Drainage Improvements (Streets)			58>		
4010	Lanai Drainage Improvements	Drainage Improvements (Streets)			111>		
4011	Marlin Drainage Improvements	Drainage Improvements (Streets)			148>		
4012	Mineola Dr. N. Drainage Improvements	Drainage Improvements (Streets)					
4013	Mineola Dr. E. Drainage Improvements	Drainage Improvements (Streets)					

Work Item Number	Project Description	Type of Work	20/21	21/22	22/23	23/24	24/25
4014	N. Indian Ave. Drainage Improvements	Drainage Improvements (Streets)			101>		
4015	N. Overbrook Drainage Improvements	Drainage Improvements (Streets)			123>		
4016	Pine Tree Lane Drainage Improvements	Drainage Improvements (Streets)			72>		
4017	S. Indian Ave. Drainage Improvements	Drainage Improvements (Streets)			105>		
4018	S. Wind Drive Drainage Improvements	Drainage Improvements (Streets)			45>		
4019	Temple Drainage Improvements	Drainage Improvements (Streets)					
4020	W. Overbrook Drainage Improvements	Drainage Improvements (Streets)			32>		
4021	Park/Playground Renovation**	Community Park Improvements					
Belleair Shore	No transportation improvement projects are scheduled within the five-year time frame of the TIP.						

Work Item Number	Project Description	Type of Work	20/21	21/22	22/23	23/24	24/25
	NOTE: Belleair Shore has no roads or other transportation facilities within its municipal boundaries						
Clearwater							
22424/2524/25600 1	Citywide Streets and Resurfacing Maintenance	Resurfacing	CST 2175	CST 2175	CST 2175	CST 3609	CST 3,753,420
6002	Citywide Intersection Improvements (Minor)	Safety	CST 30	CST 30	CST 30	CST 30	N/A combined with major intersection improvements below
6003	Citywide New Traffic Signals	Traffic Operation	CST 40	CST 40	CST 40	CST 100	CST 140,000
6004	Citywide Traffic Signals	Renovation	CST 100	CST 100	CST 100	CST 100	Combined with above item of New Traffic Signals
6005	Citywide Sidewalks	New Construction	N/A	N/A	N/A	N/A	N/A this is covered under citywide streets
6006	Traffic Calming	Traffic Calming	CST 320	CST 150	CST 150	CST 150	CST 150,000

Work Item Number	Project Description	Type of Work	20/21	21/22	22/23	23/24	24/25
6007	Intersection Improvements (Major)	Intersection Improvements	TIF 100 RM 45	TIF 100 RM 45	TIF 100 RM 45	TIF 100 RM 45	TIF 50,000 37,690 RM 15,200 Fuel Tax
6008	Parking Lot Resurfacing	Resurfacing	CST 50	CST 50	CST 50	CST 50	CST 50,000
6009	Parking Garage Maintenance & Repair	Parking		CST 83		CST 294	CST 219,000
6010	Parking Lot Improvement	Parking	CST 150	CST 150	CST 150	CST 150	CST 150,000
Dunedin							
7001	Pavement Management Program	Maintenance	CST 310 GT 690 OCOST	CST 310 GT 690 OCOST	CST 290 GT 690 OCOST	CST 270 GT 710 OCOST	
7002	Patricia Corridor Enhancement	Streetscape	DGN/CS T 50 LF	DGN/CS T 50 LF	DGN/CS T 50 LF	DGN/CS T 50 LF	
7003	Pedestrian Safety Improvements- Alt 19 and Main	Safety Improvements					
7004	Skinner Blvd Improvements	Complete Streets				CST 3700 CRA 1000 OCOST	

Work Item Number	Project Description	Type of Work	20/21	21/22	22/23	23/24	24/25
7005	Highland/Louden/Virginia Streetscape	Streetscape				DGN/CS T 400 CRA	
Gulfport	No transportation improvement projects are scheduled within the five-year time frame of the TIP.						
Indian Rocks Beach	No transportation improvement projects are scheduled within the five-year time frame of the TIP.						
Indian Shores	No transportation improvement projects are scheduled within the five-year time frame of the TIP.						
Kenneth City	No transportation improvement projects are scheduled within the five-year time frame of the TIP.						
Largo							

Work Item Number	Project Description	Type of Work	20/21	21/22	22/23	23/24	24/25
1300	Neighborhood Roadway & Infrastructure Improvements	Reconstruction	DGN/CS T 210 424 LOST 24 TIF	DGN/CS T 171 CGT 1935 LOST -	DGN/CS T 789 CGT 1363 LOST 4 MIF	DGN/CS T 1066 CGT 5312 LOST 100 MIF	DGN/CST 1131 CGT 197 LOST -
1301	Community Streets Roadway & Infrastructure Improvements	Reconstruction	DGN/CS T 445 CGT 568 LOST 575 TIF	DGN/CS T 106 CGT 717 LOST 291/125 T/MIF	CST 140 CGT 132 LOST 240 TIF	CST 873 CGT 1857 LOST 1591 TIF	CST 154 CGT 210 LOST 227 MIF
1302	Downtown Multimodal & Gateway Improvements	Reconstruction	DGN 316 CRA- WBD	- -	CST 2184 CRA- WBD	- -	- -
1304	Annual Pavement Rehabilitation Program	Reconstruction	MT 250	MT 250	MT 250	MT 250	MT 250

Work Item Number	Project Description	Type of Work	20/21	21/22	22/23	23/24	24/25
			LOST	LOST	LOST	LOST	LOST
1305	Clearwater-Largo Road Multimodal Improvements	Reconstruction	- -	- -	DGN 150 CRA- WBD	CST 800 CRA- WBD	- -
1306	Egret Drive Bridge Reconstruction	Reconstruction	CST 420 LOST				
Madeira Beach	No transportation improvement projects are scheduled within the five-year time frame of the TIP.						
North Redington Beach	No transportation improvement projects are scheduled within the five-year time frame of the TIP.						
Oldsmar							
1601	Citywide Street Resurfacing	Resurfacing/ Maintenance	CST 250 LF	CST 250 LF	CST 500 LF		CST 500 LF
1602	Douglas Rd	Improvement /Trail	CST 3200 LF		CST 3000 LF		

Work Item Number	Project Description	Type of Work	20/21	21/22	22/23	23/24	24/25
1603	Shore Drive East	Improvement					CST 140 LF
1604	Harbor Palms	Improvement	CST 1115 LF	CST 1115 LF			
1605	Tampa Road	Pedestrian Crossing				CST 500 LF O	CST 5000 LF O
1606	CRA	Parking Garage		CST 12000 LF			
1607	St. Petersburg Drive*	Streetscaping		CST 575 LF, O		CST 1185 LF, O	CST 1000 LF, O
1608	CRA Intersection.	Traffic Calming			CST 200 LF		
1609	Citywide Sidewalk and Curb	Replacement		CST 85 LF		CST 85 LF	
1610	Bayview Blvd NB at Tampa Rd	Right Turn Lane				CST 40 LF	CST 200 LF
1611	CRA Pavement Markings	Maintenance	CST 10 LF		CST 10 LF		CST 10 LF
1612	Citywide Pavement Markings	Maintenance	CST 10 LF	CST 10 LF	CST 10 LF	CST 10 LF	CST 10 LF

Work Item Number	Project Description	Type of Work	20/21	21/22	22/23	23/24	24/25
1613	St. Petersburg Drive Street Lighting	Improvement	CST 90 LF				
1614	Sheffield Park	Resurfacing/ Maintenance					CST 10 LF
1615	Veterans Memorial Park	Resurfacing/ Maintenance				CST 10 LF	
Pinellas Park							
1701	Citywide Street Resurfacing Program	Resurfacing/ Maintenance	CST 650 IST	CST 650 IST	650 IST		
1702	Thermoplastic Road Striping & Reflective Permanent Markers Program	Construction	CST 40 TIF	CST 40 TIF	40 TIF		
1703	Street Lights in Newly Annexed Neighborhoods	Construction	CST 20 IST	CST 20 IST	20 IST		
1704	Sidewalk and Accessibility Ramp Repair and Replacement ADA Program	Repair and replacement of existing sidewalks to meet ADA requirements	CST 125 IST	CST 125 IST	125 IST		
1705	Gateway Industrial Special Area Plan	Study in conjunction with Forward Pinellas					
1706	New Sidewalk and Accessibility Ramp Program	New sidewalks and accessibility ramps for safety concerns	CST 100 IST	CST 100 IST	100 IST		

Work Item Number	Project Description	Type of Work	20/21	21/22	22/23	23/24	24/25
1707	Citywide Replacement of Existing Curb Program		100 IST	100 IST	100 IST		
1708	Citywide Pavement Inspection and Evaluation Program		60 IST				
1709	Left Turn Lane on 70 th Ave at US HWY 19 N.	Carry over from last year 17/18. Project not completed yet					
1710	Fairlawn Park Community Safety & Mobility Project		240,158 CDBG				
1711	Sidewalk and Accessibility Ramp Repair and Replacement ADA Program (Joint Program: Citywide Street Resurfacing Program)		20 IST	20 IST	20 IST	20 IST	
Redington Beach	No transportation improvement projects are scheduled within the five-year time frame of the TIP.						
Redington Shores	No transportation improvement projects are scheduled within the five-year time frame of the TIP.						

Work Item Number	Project Description	Type of Work	20/21	21/22	22/23	23/24	24/25
Safety Harbor							
2101	Sidewalks (Citywide)	Construct	CST 125 GT	CST 45 GT	CST 45 GT	CST 45 GT	CST 45 GT
2102	Resurfacing/ Repair Work	Repair	CST 476 GT, P	CST 670 GT, P	CST 600 GT, P	CST 120 GT, P	CST 900 GT, P
2103	Brick Street Restoration	Construct	PE, CST 200 GT, P, W&SR	PE, CST 20 GT, P, W&SR	PE, CST 20 GT, P, W&SR	PE, CST 20 GT, P, W&SR	PE, CST 20 GT, P, W&SR
2104	Bridge Maintenance and Repair	Maintenance	CST 110 GT, O	CST 0 GT, O	CST 0 GT, O	CST 0 GT, O	CST 0 GT, O
Seminole							
2201	Roadway Resurfacing City Wide	Maintenance	CST 552 LF P	CST 536 LF P	CST 553 LF P	CST 513 LF P	
2202	Traffic Signal Replacement	Installation	CST 2 LF	CST 2 LF	CST 2 LF	CST 2 LF	
2203	Street Lights	Installation	CST 5	CST 5	CST 5	CST 5	

Work Item Number	Project Description	Type of Work	20/21	21/22	22/23	23/24	24/25
			LF	LF	LF	LF	
2204	Sidewalk City wide	Installation	CST 10 LF	CST 10 LF	CST 10 LF	CST 10 LF	
South Pasadena	No transportation improvement projects are scheduled within the five-year time frame of the TIP.						
St. Petersburg							
2401	Neighborhood Transportation Management Program	Traffic Calming	CST 100 NCIF	CST 100 NCIF	CST 100 NCIF	CST 100 NCIF	100 NCIF
2402	Street and Road Improvements	Maintenance	CST 4,500 NCIF	CST 4,500 NCIF	CST 4,500 NCIF	CST 4,500 NCIF	4,500 NCIF
2403	Alley Reconstruction Brick	Maintenance	CST 250 NCIF	CST 250 NCIF	CST 250 NCIF	CST 250 NCIF	250 NCIF
new	Alley Reconstruction Unpaved	Maintenance	CST 250 NCIF	CST 250 NCIF	CST 250 NCIF	CST 250 NCIF	250 NCIF
2404	Traffic Signal/BRT System Upgrades	Maintenance	CST 500 NCIF				
2406	Sidewalk Reconstruction	Maintenance	CST 400 NCIF	CST 400 NCIF	CST 400 NCIF	CST 400 NCIF	400 NCIF
2407	Bridge Life Extension Program	Maintenance	CST 750	CST 750	CST 750	CST 750	750 NCIF

Work Item Number	Project Description	Type of Work	20/21	21/22	22/23	23/24	24/25
			NCIF	NCIF	NCIF	NCIF	
2409	7 th St S over Salt Creek (Bridge No. 157105)	Bridge Recon/Replacement					4,250 NCIF
2410	38 th Ave S over Minnow Canal (Bridge No. 157302)	Bridge Recon/Replacement	CST 850 NCIF	CST 2,250 NCIF			
2411	Bayou Grande, N of Tanglewood (Bridge No. 157184)	Bridge Recon/Replacement	CST 1,400 NCIF				
2412	58 th St N over Bear Creek	Bridge Recon/Replacement	CST 450 NCIF		CST 750 NCIF	CST 4,250 NCIF	
2413	Snell Isle Blvd N and Coffee Pot Blvd NE _ Bridge No. 157191	Bridge Recon/Replacement	CST 550 NCIF				
2414	Overlook Dr NE and Snell Isle Blvd NE at St. Raphael Catholic Church (Bridge No. 157189)	Bridge Recon/Replacement	CST 1,000 NCIF	CST 2,000 NCIF	CST 3,500 NCIF		
2416	Bicycle Pedestrian Facilities	New Construction	CST 100 NCIF	CST 100 NCIF	CST 100 NCIF	CST 100 NCIF	100 NCIF
2417	Complete Streets	New Construction	CST 300 NCIF	CST 300 NCIF	CST 300 NCIF	CST 300 NCIF	300 NCIF
New	Bike Share	Fleet Expansion	CST 100 NCIF	CST 100 NCIF	CST 100 NCIF	CST 100 NCIF	100 NCIF

Work Item Number	Project Description	Type of Work	20/21	21/22	22/23	23/24	24/25
2419	Sidewalk Expansion Program	New Construction	CST 250 NCIF	CST 250 NCIF	CST 250 NCIF	CST 250 NCIF	250 NCIF
2420	Sidewalks – Neighborhood and ADA Ramps	New Construction	CST 250 NCIF	CST 250 NCIF	CST 250 NCIF	CST 250 NCIF	250 NCIF
2422	Wayfair Signage – Sign Replacement	New Construction	CST 150 NCIF	CST 150 NCIF	CST 150 NCIF	CST 150 NCIF	150 NCIF
2426	Sidewalk Expansion Program	New Construction	CST 100 MIF	CST 100 MIF	CST 50 MIF	CST 50 MIF	50 MIF
2427	Downtown Intersection & Pedestrian Facilities	New Construction	CST 250 MIF	CST 250 MIF	CST 250 MIF	CST 250 MIF	250 MIF
2428	Traffic Safety Program	New Construction	CST 200 MIF	CST 200 MIF	CST 100 MIF	CST 100 MIF	100 MIF
2429	City Trails – Multi-use Trails	New Construction	CST 200 MIF	CST 200 MIF	CST 200 MIF	CST 200 MIF	200 MIF
2430	Complete Streets	New Construction	CST 350 MIF	CST 275 MIF	CST 350 MIF	CST 350 MIF	350 MIF
2431	New Meter Technology	New Construction	CST 200 DPCPF	CST 200 DPCPF	CST 200 DPCPF	CST 200 DPCPF	200 DPCPF
2436	FDOT LAP 71 st Street Trail	New Construction			80 BPSI		

Work Item Number	Project Description	Type of Work	20/21	21/22	22/23	23/24	24/25
New	North Shore Elementary Sidewalks	Construction		CST 489 BPSI			
St. Pete Beach							
2501	Citywide Continuing Maintenance and Resurfacing Program	Resurfacing	CST 600 LF	CST 600 LF			
2502	Curb and Sidewalk Repairs (citywide)	Repairs	CST 100 LF	CST 100 LF			
2503	Pass-A-Grille Way North	Complete Reconstruction					
2504	Pass-A-Grille Way South	Complete Reconstruction					
2505	Blind Pass Road (Gulf to 75 th Ave)	Complete Reconstruction					
2506	Gulf Winds Drive	Complete Reconstruction					
Tarpon Springs							
2601	Citywide Sidewalks	Improvements	CST 30		CST 30		
2602	Resurfacing City Streets	Paving	CST 150		CST 150		
2603	Brick Streets and Citywide Road Reconstruction	Reconstruction	CST 150	CST 320	CST 150		
2604	Court Street Improvements	Improvements					

Work Item Number	Project Description	Type of Work	20/21	21/22	22/23	23/24	24/25
2605	Extend Pinellas trail @ North Anclote Park	New Construction	CST 550				
2606	Roadway Reconfiguration Walmart & Huey	Improvements	CST 750				
Treasure Island							
2701	East Causeway Roadway and Drainage Improvements		CST 2139	CST 0	CST 0	CST 0	CST 0
2702	Treasure Island Causeway Bridge Lighting Replacement		CST 170	CST 0	CST 0	CST 0	CST 0
2703	Replace Bascule Bridge Hydraulic Components		CST 0	CST 0	CST 97	CST 0	CST 0
2704	Painting, Concrete Coating and Miscellaneous Concrete Repairs of Bascule Bridge		CST 0	CST 0	CST 0	CST 85	CST 450
2705	Bascule Bridge Traffic and Pedestrian Gates Replacement		CST 0	CST 150	CST 0	CST 0	CST 0
2706	Redesign Bridge Control System		CST 450	CST 0	CST 0	CST 0	CST 0
2707	Purchase Message Boards		CST 30	CST 30	CST 30	CST 0	CST 0
2708	Pavement Management (Annual Resurfacing)		CST 300	CST 300	CST 300	CST 300	CST 300
2709	Replace Roadside Curbing		CST 423	CST 423	CST 423	CST 423	CST 423

Municipal Work Program Table List of Abbreviations

CST = Construction;
OPS = Operations;
NCIF = Neighborhood and Citywide Infrastructure Capital Improvement Fund;
MIF = Multimodal Impact Fees Capital Projects Fund;
GCIF = General Capital Improvement Fund;
DPCPF = Downtown Parking Capital Projects Fund;
MF = Multiple Fund Categories;
BPSI = Bicycle/Pedestrian Safety Improvements Fund;
DGN = Design;
LOST = Local Option Sales Tax;
CGT = Community Gas Tax;
TIF = Transportation Impact Fee;
OCOST = One Cent Optional Sales Tax;
CRA = Community Redevelopment Agency;
SUR = Survey;
LF = Local Funds;
RM = Road Millage;
TAP = Transportation Alternatives Program;
IST = Infrastructure Sales Tax;
P = Penny for Pinellas;
W&SR = Water & Sewer Revenues.

Section 10: Performance Measures and Targets

Performance Measures and Targets:

This section of the Transportation Improvement Program (TIP) contains performance measures and targets as part of the performance-driven and outcome-based transportation planning process required by the Fixing America's Surface Transportation (FAST) Act.

The Federal Highway Administration (FHWA) requires MPOs to adopt performance targets for defined measures, including for safety, transit asset management, system performance, bridge condition and pavement condition. Forward Pinellas must demonstrate progress towards meeting defined targets through the projects programed for funding in the TIP, so each section contains representative examples of projects that will help make progress towards the established targets.

Safety Measures:

In 2017, and in each subsequent year, FDOT has set a statewide target of zero traffic deaths and injuries. While this is an aspirational goal that Forward Pinellas supports, the FHWA has encouraged the MPOs to set realistic, data-driven targets for all performance measures

Safety performance targets are required to be adopted on an annual basis. FDOT, in August of each calendar year, will report the following year's targets in the Highway Safety Improvement Program (HSIP) Annual Report. After FDOT adopts the targets, Forward Pinellas is required to either adopt FDOT's targets or establish its own targets by the following February. Forward Pinellas has chosen to set slightly aspirational targets for safety performance measures, targeting the percent difference between the highest annual average number and the lowest annual average from the previous five years, applying that percentage to the most recent year of data. This approach was taken in 2018 when Forward Pinellas first adopted targets for safety performance and continues.

On February 12, 2020, the Forward Pinellas Board conducted its most recent evaluation of the safety performance targets and the progress being made towards those targets.

Over the previous five years, Pinellas County has seen the following progress towards the safety performance measures from the last five-year rolling average:

- Average annual fatalities increase 6.3%
- Average annual serious injuries decreased 4.3%
- Average annual fatality rate has increased 4.9%
- Average annual serious injury rate has decreased 6.0%

- Average annual pedestrian and bicyclist fatalities and serious injuries have decreased 1.7%

Given that there is still much progress to be made to improve the safety of the transportation network, and to avoid creating a moving target by updating the targets using the most recent data available, the board took action to retain the performance targets established in 2019. Those targets are listed below:

- Number of fatalities: 97.4
- Number of serious injuries: 895.14
- Rate of fatalities: 1.18
- Rate of serious injuries: 10.55

As Forward Pinellas is required to show progress towards meeting these adopted targets, it is important to note that the agency already includes a large number of projects in the TIP and LRTP that are intended to enhance and improve the safety of the traveling public. Some representative examples include the following:

- Construction of a bicycle and pedestrian overpass along the Courtney Campbell Causeway near Bayshore Blvd.
- Construction of an overpass at US 19 and Harn
- Preliminary Engineering funding for safety and operational improvements along Alt US 19
- Construction funding for portions of the Pinellas Trail Loop
- Funding to construct complete streets improvements along St. Petersburg Drive and Rosery Road
- Funding for intersection lighting improvements countywide
- Funding for roadway modifications to 4th St N to reduce conflict points

Transit Asset Management Measures

Forward Pinellas has coordinated with the Pinellas Suncoast Transit Authority to develop targets for transit asset management measures. The targets for 2017 are as follows:

- Rolling Stock – Percent of revenue vehicles that have met or exceeded their useful life benchmark
 - Over the road bus: 100%
 - Bus: 7.8%
 - Cutaway: 0%

- Equipment – Percent of service vehicles that have met or exceeded their useful life benchmark:
 - Automobiles: 24%
 - Trucks and other Rubber Tire Vehicles: 29%
- Facility – Percent of facilities rated below 3 on the condition scale:
 - Passenger/Parking Facilities: 25%
 - Administrative/Maintenance Facilities: 0%

Forward Pinellas includes funding for a variety of transit projects in the TIP including for the replacement of vehicles, facility repair and service development programs.

- Over the road bus: Coach style bus used on express routes
- Cutaway: Smaller bus used on Connector, circulator, or other neighborhood oriented routes
- Passenger/Parking facilities: transfer centers, Park & ride lots

Projects included in the TIP that support the achievement of these targets include the following:

- PSTA Section 5339 Capital Activities to purchase vehicles and equipment
- PSTA FTA Section 5307 for capital for fixed route services

In 2019, Forward Pinellas included up to \$1.5 million in annual capital funding for PSTA bus replacements on its multimodal priority list. It is anticipated that this additional funding will further support the achievement of transit asset management targets into the future.

Pavement and Bridge Condition Performance Measures

In January 2017, USDOT published the Pavement and Bridge Condition Performance Measures Final Rule, which is also referred to as the PM2 rule.

This rule establishes the following six performance measures:

1. Percent of Interstate pavements in good condition;

2. Percent of Interstate pavements in poor condition;
3. Percent of non-Interstate National Highway System (NHS) pavements in good condition;
4. Percent of non-Interstate NHS pavements in poor condition;
5. Percent of NHS bridges (by deck area) classified as in good condition; and
6. Percent of NHS bridges (by deck area) classified as in poor condition.

For the pavement measures, five pavement metrics are used to assess condition:

- International Roughness Index (IRI) - an indicator of roughness; applicable to all asphalt and concrete pavements;
- Cracking percent - percentage of the pavement surface exhibiting cracking; applicable to all asphalt and concrete pavements;
- Rutting - extent of surface depressions; applicable to asphalt pavements;
- Faulting - vertical misalignment of pavement joints; applicable to certain types of concrete pavements; and
- Present Serviceability Rating (PSR) – a quality rating applicable only to certain lower speed roads.

For each pavement metric, a threshold is used to establish good, fair, or poor condition. Pavement condition is assessed for each 0.1-mile section of the through travel lanes of mainline highways on the Interstate or the non-Interstate NHS using these metrics and thresholds. A pavement section is rated as good if all three metric ratings are good, and poor if two or more metric ratings are poor. Sections that are not good or poor are considered fair.

The good/poor measures are expressed as a percentage and are determined by summing the total lane-miles of good or poor highway segments and dividing by the total lane-miles of all highway segments on the applicable system. Pavement in good condition suggests that no major investment is needed and should be considered for preservation treatment. Pavement in poor condition suggests major reconstruction investment is needed due to either ride quality or a structural deficiency.

The bridge condition measures refer to the percentage of bridges by deck area on the NHS that are in good condition or poor condition. The measures assess the condition of four bridge components: deck, superstructure, substructure, and culverts. Each component has a metric rating threshold to establish good, fair, or poor condition. Each bridge on the NHS is evaluated using these

ratings. If the lowest rating of the four metrics is greater than or equal to seven, the structure is classified as good. If the lowest rating is less than or equal to four, the structure is classified as poor. If the lowest rating is five or six, it is classified as fair.

The bridge measures are expressed as the percent of NHS bridges in good or poor condition. The percent is determined by summing the total deck area of good or poor NHS bridges and dividing by the total deck area of the bridges carrying the NHS. Deck Forward area is computed using structure length and either deck width or approach roadway width.

A bridge in good condition suggests that no major investment is needed. A bridge in poor condition is safe to drive on; however, it is nearing a point where substantial reconstruction or replacement is needed.

Federal rules require state DOTs and MPOs to coordinate when setting pavement and bridge condition performance targets and monitor progress towards achieving the targets. States must establish:

- Four-year statewide targets for the percent of interstate pavements in good and poor condition;
- Two-year and four-year targets for the percent of non-Interstate NHS pavements in good and poor condition; and
- Two-year and four-year targets for the percent of NHS bridges (by deck area) in good and poor condition.

MPOs must set four-year targets for all six measures. MPOs can either agree to program projects that will support the statewide targets, or establish their own quantifiable targets for the MPO's planning area.

On May 20, 2018, FDOT set targets for the performance measures related to pavement and bridge condition. Forward Pinellas evaluated those targets as the MPO for Pinellas County. The condition of the National Highway System roadways in Pinellas County mostly falls within the statewide targets set by FDOT. At their meeting on November 14, 2018, the Forward Pinellas Board took action to support the statewide targets for pavement and bridge condition. Those measures and targets are as follows:

- % of Interstate pavements in Good condition
 - o 2-year target: n/a
 - o 4-year target: >60%
- % of Interstate pavements in Poor condition
 - o 2-year target: n/a

- o 4-year target: 40%
 - o 4-year target: >40%
- % of non-Interstate pavements in Poor condition
 - o 2-year target: 50%
 - o 4-year target: >50%
- % of NHS bridges classified as in Poor condition by deck area:
 - o 2-year target: <10%
 - o 4-year target: <10%

Representative projects that support achievement of the targets set for pavement condition include the following:

- FPN: 4364851 – Resurfacing of Alt US 19 from Mohawk Street to north of Tilden St. /Skinner Boulevard;
- FPN: 4376241 – Resurfacing Alt US 19 from north of 101st Avenue North to East Bay Drive;
- FPN: 4376251 – Resurfacing US 19 from north of 44th Avenue North to north of Park Boulevard; and
- FPN: 4376261 – Resurfacing Tampa Road from Tampa/Curlew to St. Petersburg Drive.

Representative projects that support the achievement of the targets set for bridge condition include the following:

- FPN: 4305001 – Bridge replacement on 4th Street from north of 119th Avenue to South of I-275;
- FPN: 4305011 – Bridge replacement on 9th Street South from 6th Avenue South to 7th Avenue South;
- FPN: 4360561 – Bridge replacement on 10th and 11th Avenues South at Booker Creek; and
- FPN: 4436001 – Bridge replacement on 40th Avenue North over Placido Bayou.

System Performance and Freight Measures

In January 2017, USDOT published the System Performance/Freight/CMAQ Performance Measures Final Rule to establish measures to assess passenger and freight performance on the Interstate and non-Interstate National Highway System (NHS), and traffic congestion and on-road mobile source emissions in areas that do not meet federal National Ambient Air Quality Standards (NAAQS). The rule, which is referred to as the PM3 rule, requires state DOTs and MPOs to establish targets for the following six performance measures:

National Highway Performance Program (NHPP)

1. Percent of person-miles on the Interstate system that are reliable, also referred to as Level of Travel Time Reliability (LOTTR);
2. Percent of person-miles on the non-Interstate NHS that are reliable (LOTTR);

National Highway Freight Program (NHFP)

3. Truck Travel Time Reliability index (TTTR);

Congestion Mitigation and Air Quality Improvement Program (CMAQ)

4. Annual hours of peak hour excessive delay per capita (PHED);
5. Percent of non-single occupant vehicle travel (Non-SOV); and
6. Cumulative 2-year and 4-year reduction of on-road mobile source emissions (NO_x, VOC, CO, PM₁₀, and PM_{2.5}) for CMAQ funded projects.

In Florida, only the two LOTTR performance measures and the TTTR performance measure apply. Because all areas in Florida meet current NAAQS, the last three listed measures above pertaining to the CMAQ Program do not currently apply in Florida. A description of the applicable measures follows.

LOTTR Measures

The LOTTR performance measures assesses the percent of person-miles traveled on the Interstate or the non-Interstate NHS that are reliable. LOTTR is defined as the ratio of longer travel times (80th percentile) to a normal travel time (50th percentile) over all

applicable roads, across four time periods between the hours of 6 a.m. and 8 p.m. each day. The measure is expressed as the percent of person-miles traveled on the Interstate or Non-Interstate NHS system that are reliable. Person-miles take into account the number of people traveling in buses, cars, and trucks over these roadway segments.

TTTR Measure

The TTTR performance measure assesses the reliability index for trucks traveling on the interstate. A TTTR ratio is generated by dividing the 95th percentile truck travel time by a normal travel time (50th percentile) for each segment of the Interstate system over specific time periods throughout weekdays and weekends. This is averaged across the length of all Interstate segments in the state or metropolitan planning organization (MPO) planning area to determine the TTTR index.

Federal rules require state DOTs and MPOs to coordinate when setting LOTTR and TTTR performance targets and monitor progress towards achieving the targets. States must establish:

- Two-year and four-year statewide targets for percent of person miles on the Interstate system that are reliable;
- Four-year targets for the percent of person-miles on the non-Interstate NHS that are reliable; and
- Two-year and four-year targets for truck travel time reliability.

MPOs must establish four-year targets for all three measures. MPOs can either agree to program projects that will support the statewide targets, or establish their own quantifiable targets for the MPO's planning area.

On May 20, 2018, FDOT set targets for the performance measures related to the performance of the transportation system. Forward Pinellas evaluated those targets as the MPO for Pinellas County. The performance of the National Highway System roadways in Pinellas County mostly falls within the statewide targets set by FDOT. At their meeting on November 14, 2018, the Forward Pinellas Board took action to support the statewide targets for system performance. Those measures and targets are as follows:

- % of person miles traveled on the Interstate that are reliable
 - o 2-year target: 75%
 - o 4-year target: 70%

- % of person miles traveled on the non-Interstate NHS that are reliable
 - o 2-year target: n/a
 - o 4-year target: 50%
- Truck travel time reliability ratio on the Interstate
 - o 2-year target: 1.75
 - o 4-year target: 2

The TIP includes significant investments to ensure successful performance of the transportation system. Representative projects that support the achievement of the targets set for travel time reliability include the following:

- FPN: 2567742 – Reconstruction of US 19 with frontage roads from north of SR 580 to Northside Drive;
- FPN: 2567743 – Reconstruction of US 19 with frontage roads from Northside Drive to north of CR 95;
- FPN: 2569314 – PD&E for the reconstruction of Gandy Boulevard from east of 4th Street to the Gandy Bridge; and
- FPN: 4245015 – Reconstruction of I-275 with lane continuity improvements and express lanes from I-375 to Roosevelt Boulevard.

Appendix A: Index of Abbreviations

Local Work Item Codes

10XX – Pinellas County (Local Funding)

11XX – Indian Shores (Local Funding)

12XX – Kenneth City (Local Funding)

13XX – Largo (Local Funding)

14XX – Madeira Beach (Local Funding)

15XX – North Redington Beach (Local Funding)

16XX – Oldsmar (Local Funding)

17XX – Pinellas Park (Local Funding)

18XX – Redington Beach (Local Funding)

19XX – Redington Shores (Local Funding)

20XX – Belleair (Local Funding)

21XX – Safety Harbor (Local Funding)

22XX – Seminole (Local Funding)

23XX – South Pasadena (Local Funding)

24XX – St. Petersburg (Local Funding)

25XX – St. Pete Beach (Local Funding)

26XX – Tarpon Springs (Local Funding)

27XX – Treasure Island (Local Funding)

30XX – Belleair Beach (Local Funding)

40XX – Belleair Bluffs (Local Funding)

50XX – Belleair Shores (Local Funding)

60XX – Clearwater (Local Funding)

70XX – Dunedin (Local Funding)

80XX – Gulfport (Local Funding)

90XX – Indian Rocks Beach

Index of Abbreviations

ACAN - Advance Construction Any Area

ACBR - Advance Construction (BRT)

ACCM - Advance Construction (CM)

ACEM - Earmarks AC

ACEN - Advance Construction (EBNH)

ACEP - Advance Construction (EBBP)

ACER - Advance Construction (ER)

ACIM - Advance Construction (IM)

ACNH - Advance Construction (NH)

ACNP - Advance Construction (NHPP)

ACNR - Ac Nat Hwy Perform Resurfacing

ACSA - Advance Construction (SA)

ACSB - AC for SABR – STP Bridges

ACSE - Advance Construction (SE)

ACSH - Advance Construction (SH)

ACSL - Advance Construction (SL)

ACSN - Advance Construction (SN)

ACSP - Advance Construction (SP)

ACSS - Advance Construction (SS)

ACSU - Advance Construction (SU)

ACTA - AC-Trans Alternatives Any Area

ACTL - Trans Alternatives <200K

ACTN - AC-Trans Alternatives <5K

ACTU - AC-Trans Alternatives >200K

ADA - Americans with Disabilities Act

ATMS- Advanced Transportation Management Systems

AE- Annual Element

BA - Donor Bonus, Any Area

BL - Db, Areas <= 200k

BNBR - Amendment 4 Bonds (Bridges)

BNCA - Bond - Controlled Access

BNDS - Bond – State

BNIR - Intrastate R/W and Bridge Bonds

BNPK - Amendment 4 Bonds

BRAC - Federal Bridge Replacement

BRP - State Bridge Replacement

BRRP - State Bridge Repair and Rehab

BRT - Fed Bridge Repl – On System

BRTD - Fed Bridge Repl - Discretionary

BRTZ - BRT (AC/Regular)

BU – Db, Urban Areas > 200K

CAAA - Clean Air Act Amendments of 1990

CFA - Contractor Funds Advance

CMAQ - Congestion Mitigation and Air Quality

CIGP - County Incentive Grant Program

CIGR - CIGP for Growth Management

CM - Congestion Mitigation – ACQ

COE - Corp of Engineers (Non-Budget)

D - Unrestricted State Primary

DART - Dial-A-Ride Transit

DC - State Primary PE Consultants

DDR - District Dedicated Revenue

DDRF - Dist Dedicated Rev Matching Fund

DEM - Environmental Mitigation

DEMW - Environmental Mitigation-Wetlands

DEP - Depart of Environmental Protection

DER - Emergency Relief – State Funds

DFTA - Fed Pass - Through \$ From FTA

DI - St.-S/W Inter/Intrastate Hwy

DIH - State In-house Product Support

DIOH - State 100% - Overhead

DIRS - Advanced Acquisition - Intra. Corr.

DIS - Strategic Intermodal System

DRI - Development of Regional Impact

DIRT - State Funds Used on Tpk

DITS - Statewide ITS

DL - Local Funds - PTO – Budgeted

DPTO - State PTO

DRA - Rest Areas – State 100%

DS - State Primary Highways and PTO

DSB - Pri Consult/Reimbursed by bonds

DSB0 - Unallocated to Facility

DSB1 - Skyway

DSB2 - Everglades Pkwy/Alligator Alley

DSB3 - Pinellas Bayway

DSB4 - Miami-Dade Expressway Authority

DSB5 - Beeline East

DSB6 - Tampa-Hillsborough Expr Auth

DSB7 - Mid-Bay Bridge Authority

DSB9 - Santa Rosa County

DSBB - Orlando-Orange Co. Expr. Sys.

DSBC - Garcon Point Bridge

DSBD - I-95 Express Lanes

DSBE - Emerald Coast Bridge Authority	ER10 - 2010 Emergency Relief Events
DSBF - I-595	ER13 - 2013 Emergency Relief Events
DSBT - Turnpike	F001 - Federal Discretionary – US 19
DSB0 - Unallocated to Facility	F002 - Corridors/Borders – US 19
DSB3 - Pinellas Bayway	F003 - I-75 Discretionary
DSF - State Primary Matching Fund	F004 - Corridors/Borders – Boca Raton
DU - State Primary/Federal Reim	F330 - Sec 330 STP Earmarks 2003
DWS - Weigh Stations-State 100%	FAA - Federal Aviation Administration
EB - Equity Bonus	FBD - Ferryboat Discretionary
EBBP - Equity Bonus – Bridge	FCO - Primary/Fixed Capital Outlay
EBNH - Equity Bonus - NH	FD21 - FDM-Dodge Island Tunnel
EBOH - Equity Bonus- Overhead	FDOT - Florida Department of Transportation
EM09 - GAA Earmarks FY 2009	FEDR - Federal Research Activities
EM10 - GAA Earmarks FY 2010	FEMA - Fed Emergency Mgt Assistance
EM11 - GAA Earmarks FY 2011	FFTF - Federal Forfeiture Trust Fund
EPA - Environmental Protection Agency	FGWB - Fixed Guideway Bond Projects
ER05 - Hurricanes 2005	FHWA - Federal Highway Administration
ER06 - Hurricanes 2006	FHPP - Federal High Priority Projects
ER07 - Natural Disasters 2007	FLEM - FL Div of Emergency Management
ER08 - Hurricanes 2008	FMA - Federal Maritime Administration
ER09 - 2009 Emergency Relief Events	FPN - Financial Project Number

FRA - Federal Railroad Administration

FRAD - FRA Grant Payback

FRM4 - STP, Earmarks - 2004

FRM6 - Highway Priority Projects

FSDU - Fed Stimulus, FTA Reimb

FSF1 - Fed Stimulus, S/W Managed

FSFB - Fed Stimulus, Ferry Boat Disc

FSSD - Fed Stimulus, Discretionary

FSSE - Fed Stimulus, Enhancement

FSSL - Fed Stimulus, Areas <= 200K

FSSN - Fed Stimulus, Non-Urban

FSSU - Fed Stimulus, Urbn Areas > 200K

FTA - Federal Transit Administration

FTAD - FTA Funds Comm. By TD Comm.

FTAT - FHWA Transfer to FTA (non-bud)

F001 - Fed. Discretionary – US 19

F002 - Corridors/Borders – US 19

F003 - I-75 Discretionary

GMR - General Revenue for SIS

GR08 - Gen Rev. Projects for 2008 GAA

GRSC - General Revenue for SCOP

GR08 - General Revenue Projects for 2008 GAA

HP - Federal Highway Planning

HPAC - HP (AC/Regular)

HPP - High Priority Projects

HR - Federal Highway Research

HRRR - High Risk Rural Road

HSP - Highway Safety Program

HSR - High Speed Rail Corr Sec.1010

HSRS - High Speed Rail Stimulus (FRA)

I - Fed Interstate/State Primary

IBRC - Innovative Bridge Res & Const

IM - Interstate Maintenance

IFLA - I Florida

IMAC - IM (AC/Regular)

IMD - Interstate Maintenance Discret

INS - Insurance

INST - Insurance - Turnpike

ISTEA - Intermodal Surface Transportation Efficiency Act of 1991

IRR - Indian Reservation Roads

ITS - Intelligent Transportation Systems

IVH - Intelligent Vehicle Highway Sys	MG - Minimum Guarantee
LF - Local Funds	MGBP - Min. Guarantee Bridge Program
LFBN - Processing Tool to Hold Bond Budget Until end of Fiscal Year	MGNH - Minimum Guarantee for NH
LFD - "LF" for STTF Utility Work	ML - MA Areas <= 200k
LFF - Local Fund - for Matching F/A	MU - MA Urban Areas > 200k
LFI - Local Funds Interest Earned	MPO - Metropolitan Planning Organization
LFNE - Local Funds not in Escrow	NAAQS - National Ambient Air Quality Standards
LFP - Local Funds for Participating	NCPD - National Corridor Plan and Dev
LFR - Local Funds/Reimbursable	NH - Principal Arterials
LFRF - Local Fund Reim.-Future	NHAC - NH (AC/Regular)
LFU - Local Funds Unforeseen Work	NHBR - National Highways Bridges
LHIP - Highway Infrastructure - 2010	NHEX - National Perform Prog. Exempt
LRSC - Local Reimbursable - Small Cnty	NHPP - IM, Brdg Repl, Natnl Hwy-MAP-21
L RTP - Long Range Transportation Plan	NHRE - Nat. Hwy. Perform - Resurfacing
MA - Min. Allocation (any area)	NHTS - National Hwy Traffic Safety
MABP - Min. Alloc. Bridges (non-BRT)	NSTP - New Starts Transit Program
MABR - Min. Alloc. Bridges (BRT)	OST - Office of the Secretary
MANH - Min. Alloc. (NH)	PATS - Pinellas Area Transportation Study
MCSA - Motor Carrier Safety Assist.	PD&E - Project Development and Environmental Study
MCSG - Motor Carrier Safety Grant	PKBD - Turnpike Master Bond Fund
	PKCF - Turnpike STTF Carry forward

PKER - TPK Maintenance Reserve-ER	S112 - STP, Earmarks – 2006
PKLF - Local Support for Tpk	S115 - STP, Earmarks – 2004
PKM1 - Tpk Toll Maintenance	S117 - STP Earmarks – 2005
PKMT - Central Florida Beltway Trust Fund	S125 - STP Earmarks - 2009
PKOH - Tpk Indirect Costs	S126 - Belleair Cswy Bridge Replace
PKYI - Tpk Improvement	S129 - STP Earmarks - 2008
PKYO - Tpk Toll Collection/Operation	SA - STP, Any Area
PKYR - Tpk Maintenance Reserve	SABR - STP, any area
PL - Metro Plan (85% FA; 15% other)	SAFE - Secure Airports for FL Economy
PLAC - Metro Plan – AC/Regular	SB - Scenic Byways
PLER - Planning – Emergency Relief	SBPF - Safety Belt Performance - FHWA
PLH - Forest Highways	SBPG - Safety Belt Performance Grants
PLHD - Public Lands Highway Discr.	SCOP - Small County Outreach Program
PORB - PORT funds returned from bonds	SCRA - Small County Resurfacing
PORT - Seaports	SE - STP, Enhancement
PSTA - Pinellas Suncoast Transit Authority	SED - State Economic Development
RBRP - Reimbursable BRP Funds	SH - STP, Hazard Elimination
RECT - Recreational Trails	SIB1 - State Infrastructure Bank
RED - Redistr. of FA (SEC 1102F)	SIBG - SIB funds – Growth Management
RHH - Rail-Highway Xings – Hazard	SIP - State Implementation Plan
RHP - Rail-Highway Xings – Prot. Dev.	SIS - Strategic Intermodal System

SL - STP, Areas < 200k	TDHC - Trans. Disadvantage Health Care
SN - STP, Mandatory, Non-Urban	TDTF - Trans. Disadvantage Trust Fund
SP - STP, RR Protective Devices	TDM - Transportation Demand Management
SPAC - STP, RR Prot. Devices (AC,Reg)	TD - Transportation Disadvantaged
SR - STP, RR Hazard Elimination	TEA-21 - Transportation Equity Act for the 21st Century
SR2E - Safe Routes – Either	TFRT - Toll Facility Revolving Trust Fund
SR2N - Safe Routes to School – Non-Infrastructure	TIP - Transportation Improvement Program TIF Transportation Impact Fee
SR2S - Safe Routes to School - Infrastructure	TIFI - Transp. Infrastructure Finance & Inov. Act
STP - Surface Transportation Program	TIF2 - TIFIA Loan – Rental Car Facility
SS - STP, Safety	TIGR - TIGER Highway Grant
SSM - Federal Support Services/Minority	TIMP - Transportation Improvement
SU - STP, URBAN AREAS > 200 K	TM01 - Sunshine Skyway Toll Maintenance
ST10 - STP Earmarks – 2010 TALL	TM03 - Pinellas Bayway Toll Maintenance
TALL - Transportation Alts - <200K TALN	TPFP - Truck Parking Facilities Prgm.
TALN - Transportation Alts - <5K	TO01 - Sunshine Skyway Toll Operations
TALT - Transportation Alts – Any Area	TO03 - Pinellas Bayway Toll Operations
TALU - Transportation Alts - >200K	Title VI - Title VI of the Civil Rights Act of 1964
TCM - Transportation Control Measure	TMA - Transportation Management Area
TCP - Fuel Tax Compliance Project	TMO - Transportation Management Organization
TCSP - Trans, Community and System Preservation	TRIP - Transp Regional Incentive Program
TDDR Trans. Disadvantage DDR Use	

TSIN - Safety for Non-Construction

TSIP - Safety for Research Support

TSM - Transport Systems Management

UPWP - Unified Planning Work Program

USFW - US Fish and Wildlife Service

USGS - US Geological Survey

USHS - US Dept of Homeland Security

VPPP - Value Pricing Pilot Program

Phase Codes

DSB = Design-Build

RRU = Railroad and/or Utilities

CST = Construction

CEI = Construction Engineering Inspection

MSC = Miscellaneous (grants-in-aid)

PE = Preliminary Engineering

ROW = Right-of-way

PD&E = Project Development & Environment

Appendix B: Documentation of Public Involvement

Documentation of Public Involvement

Public involvement for development of the TIP is guided by the Forward Pinellas Public Participation Plan. The process for soliciting and responding to public comments related to the TIP is documented in the [Public Participation Plan](#), but Appendix B contains additional TIP related documentation of public involvement not found in the Public Participation Plan. This documentation includes public comments, if any, related to the adoption, update or amendment of the TIP as well as documentation of the various ways Forward Pinellas informs the public about public hearings, meetings and various opportunities to provide input into the transportation planning process. Appendix B also includes documentation of explicit consideration and response to any public comments in accordance with 23 CFR 450.316(A)(1)(vi).

Advertisement of TIP – Related Public Hearings

Public hearings are advertised on the [Forward Pinellas website](#), [blog](#) and through social media, including [Twitter](#), [Facebook](#) and [LinkedIn](#). Public hearing notices and agenda materials to be considered by the Board in the review of a TIP item are posted on the website no less than seven business days prior to the meeting. The screen shot below is an example of how Forward Pinellas posts TIP-related information on its website to provide notice about public hearings and opportunities for citizens to have input in the transportation planning process.



PUBLIC HEARINGS

Upcoming Public Hearings

- **Annual Adoption of the FY 2020/21-2024/24 Transportation Improvement Program**

- Forward Pinellas is required to adopt a fiscal year (FY) 2020/21 – FY 2024/25 Transportation Improvement Program (TIP) by July 1, 2020 for the county to receive state and federal funding for transportation projects. The TIP contains project descriptions, schedules, and corresponding funding allocations regarding scheduled transportation improvement projects for the 25 local governments of Pinellas County, the Pinellas Suncoast Transit Authority (PSTA), local airports, and the Port of St. Petersburg. The projects include new construction, reconstruction, capital purchases, and maintenance work associated with roads, sidewalks, trails, transit services, airports, the Port of St. Petersburg, and the Transportation Disadvantaged Program. Projects included in the TIP for state and federal funding must be in the adopted Long Range Transportation Plan.
- The annual TIP adoption process involves incorporating the Florida Department of Transportation (FDOT) FY 2020/21 – FY 2024/25 Final Tentative Work Program into the TIP. The FDOT Work Program includes a five-year schedule of state and federally-funded transportation projects, including new projects introduced in the fifth year (2024/2025). At its November 11, 2019 meeting, the Forward Pinellas Board approved the draft version of this document.

Public participation is solicited without regard to race, color, national origin, age, sex, religion, disability, or family status.

As Pinellas County is currently operating under a Declaration of Emergency relating to the COVID-19 Pandemic, and is practicing CDC recommended social distancing protocols, staff from the Office of Human Rights is working remotely. Persons with disabilities who need reasonable accommodations to effectively participate in this meeting are asked to contact Pinellas County's Office of Human Rights by e-mailing such requests to beth.palmer@co.pinellas.fl.us and to jacck@co.pinellas.fl.us at least three (3) business days in advance of the need for reasonable accommodation. You may also call (727) 464-4832.

Si usted necesita la ayuda de un traductor del idioma español, por favor comuníquese con la Oficina de Derechos Humanos situada en la siguiente dirección, 400 South Fort Harrison Avenue, Piso 5, en la Ciudad de Clearwater, Florida 33756; Teléfono: (727) 464-4062 (TDD).

[Archive of recently held public hearings.](#)

Share this:



The screen shot shows the Forward Pinellas website posting FDOT's Five-Year Work Program public hearing notice information, including links to the FDOT official public notice and public hearing [website](#).

Access to Public Hearings on Pinellas County Connection Television

Public hearings involving the adoption, update or amendment of the TIP are televised live on Pinellas County Connection Television, a local government access channel. Viewers may also watch meetings from their computers using a “Streaming Video” feature by connecting to links from the Forward Pinellas or Pinellas County websites. Viewers can access live streaming videos on the [Pinellas County Website](#).

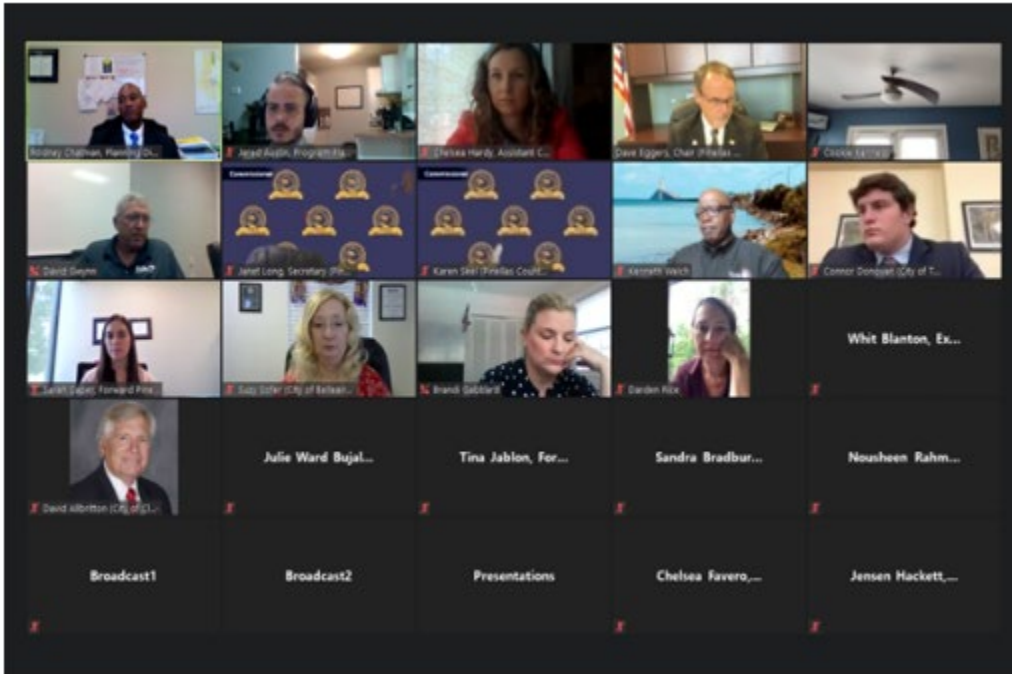
Access to Forward Pinellas Meetings and Public Hearings via Streaming Video

Viewers may also watch archived meetings from their computers using a “Streaming Video” feature by connecting to links from the Forward Pinellas or Pinellas County websites. Viewers can access archived videos on the Forward Pinellas Website under [Board Meetings](#).

Access to Archived Videos of Forward Pinellas Meetings and Public Hearings

Viewers who want to watch archived Forward Pinellas Board meetings from their computers using a “Streaming Video” can click on the date of the desired board meeting to access a video of the entire meeting.

Viewers who want to view a particular item on an archived Forward Pinellas Board meeting from their computers do not need to watch the entire meeting in order to find the item they want to view. They can easily access agenda item topics by clicking on the agenda item number they’re interested to the right of the video. The video that includes the presentation and public hearing for the fall update of the TIP, for example, is under “Item 6: Public Hearing Items”. The screen shot below shows the video for this portion of the meeting.



AGENDA
 June 16, 2020 - 1:00 p.m.
 Virtual Meeting

THE PLANNING COUNCIL AND METROPOLITAN PLANNING ORGANIZATION FOR PINELLAS COUNTY

1. **CALL TO ORDER** (1:00)
2. **RECOGNITIONS AND ANNOUNCEMENTS** (1:10)
 - A. Staff Service Award (Whit Blanton)
3. **CONSENT AGENDA** (1:15)
 - A. Approval of Minutes of the May 13, 2020 Meeting
 - B. Approval of Committee Appointments
 - C. Approval of Procurement #20-02 Consultants Selection and Agreement
 - D. Approval of Update(s) to the Transportation Disadvantaged Service Plan
4. **PUBLIC HEARING ITEMS** – To begin at 1:00 p.m. or as soon thereafter as agenda permits
PINELLAS PLANNING COUNCIL (1:20)
 - A. Countdown Plan Map Amendment(s)
 1. Case CIR 20-10 – City of Clearwater
 2. Case CIR 20-11 – City of Largo
 3. Case CIR 20-12 – City of Largo
5. **Presentation by FDOT on the Planned Construction of a Roundabout at Alternate US 19 and Florida Avenue** (1:40)
6. **PUBLIC HEARING ITEMS METROPOLITAN PLANNING ORGANIZATION** (2:00)
 - A. Adoption of FY 2020/21 – FY 2024/25 Transportation Improvement Program
7. **PRESENTATION AND/OR ACTION ITEMS** (2:20)
 - A. PSTA Activities Report
 - B. TBARTA Activities Report
 - C. Preliminary FY 2021 Pinellas Planning Council Budget
 - D. Safe Streets Pinellas Update
 - E. Executive Director Annual Performance Evaluation - Action
8. **DIRECTOR'S REPORT** (2:50)
 - A. SPOTlight Update
9. **INFORMATIONAL ITEMS** (3:00)
 - A. Summary of Public Outreach and Stakeholder Meetings
 - B. CFA Actions and Tier 1 Countdown Plan Map Amendments
 - C. Fatalities Map
 - D. Pinellas Trail Data
 - E. Draft PAC Action Sheet
 - F. FDOT District Seven Bi-Weekly Traffic Fatalities Report for April 13 – 26, 2020
 - G. FDOT District Seven Bi-Weekly Traffic Fatalities Report for April 27- May 9, 2020
 - H. Committee Vacancies
 - I. Correspondence of Interest
 - J. Other

Public Hearings and Comments on the Fiscal Year 2021/22 – 2025/26 TIP

Forward Pinellas holds public hearings for all Board actions relating to adoption and amendment of the TIP in accordance with the [Public Participation Plan](#). Board actions on TIP are determined by a roll call vote. Public hearing notices are posted on the [Forward Pinellas website](#).

The current TIP was adopted on June 9th, 2021. Pages B8 through B12 are pages from the minutes from the June 9th, 2021 Forward Pinellas meeting. There were no public comments during the public hearing section of the meeting for the adoption of the TIP during the June 9th, 2021 meeting). Page B8 is the first page of the minutes from this meeting. Page B9 is the page from the minutes that documents the fact that the adoption of the Fiscal Year 2021/22 – 2025/26 TIP was one of the public hearing items on the agenda. Page B9 is the page from the minutes that documents that there were public comments during the public hearing section of the meeting during which the Chairman of the board calls for citizens wishing to comment.

Proposed updates to the TIP will go to the board for adoption on November 10, 2021. Page B13 is the first page of the minutes from the previous Fall update to the 21/22-25/26 TIP meeting. The highlighted sections of the minutes document the fact that the Fall update of the TIP was one of the public hearing items on the agenda. Page B17 of the minutes documents that there were no public comments during the public hearing section of the meeting during which the Chairman of the board calls for citizens wishing to comment.

Forward Pinellas gives explicit consideration and response to public comments in accordance with 23 CFR 450.316(A)(1)(vi). There was no consideration and no response to public comments related to the adoption and update of the TIP because there were no public comments received. Additional information about the process for soliciting and responding to public comments related to the TIP is documented in the [Public Participation Plan](#).

Documentation of TIP Adoption

Pending ADA Compliant Minutes



Appendix C: Transportation Performance Measures Consensus Planning Document



Purpose and Authority

This document has been cooperatively developed by the Florida Department of Transportation (FDOT) and Florida's 27 Metropolitan Planning Organizations (MPOs) through the Florida Metropolitan Planning Organization Advisory Council (MPOAC), and, by representation on the MPO boards and committees, the providers of public transportation in the MPO planning areas.

The purpose of the document is to outline the minimum roles of FDOT, the MPOs, and the providers of public transportation in the MPO planning areas to ensure consistency to the maximum extent practicable in satisfying the transportation performance management requirements promulgated by the United States Department of Transportation in Title 23 Parts 450, 490, 625, and 673 of the *Code of Federal Regulations* (23 CFR). Specifically:

- 23 CFR 450.314(h)(1) requires that “The MPO(s), State(s), and providers of public transportation shall jointly agree upon and develop specific written procedures for cooperatively developing and sharing information related to transportation performance data, the selection of performance targets, the reporting of performance targets, the reporting of performance to be used in tracking progress toward achievement of critical outcomes for the region of the MPO, and the collection of data for the State asset management plan for the National Highway System (NHS).”
- 23 CFR 450.314(h)(2) allows for these provisions to be “Documented in some other means outside the metropolitan planning agreements as determined cooperatively by the MPO(s), State(s), and providers of public transportation.”

Section 339.175(11), Florida Statutes creates the MPOAC to “Assist MPOs in carrying out the urbanized area transportation planning process by serving as the principal forum for collective policy discussion pursuant to law” and to “Serve as a clearinghouse for review and comment by MPOs on the Florida Transportation Plan and on other issues required to comply with federal or state law in carrying out the urbanized transportation planning processes.” The MPOAC Governing Board membership includes one representative of each MPO in Florida.

This document was developed, adopted, and subsequently updated by joint agreement of the FDOT Secretary and the MPOAC Governing Board. Each MPO will adopt this document by incorporation in its annual Transportation Improvement Program (TIP) or by

separate board action as documented in a resolution or meeting minutes, which will serve as documentation of agreement by the MPO and the provider(s) of public transportation in the MPO planning area to carry out their roles and responsibilities as described in this general document.

Roles and Responsibilities

This document describes the general processes through which FDOT, the MPOs, and the providers of public transportation in MPO planning areas will cooperatively develop and share information related to transportation performance management.

Email communications will be considered written notice for all portions of this document. Communication with FDOT related to transportation performance management generally will occur through the Administrator for Metropolitan Planning in the Office of Policy Planning. Communications with the MPOAC related to transportation performance management generally will occur through the Executive Director of the MPOAC.

1. Transportation performance data:

- a) FDOT will collect and maintain data, perform calculations of performance metrics and measures, and provide to each MPO the results of the calculations used to develop statewide targets for all applicable federally required performance measures. FDOT also will provide to each MPO the results of calculations for each applicable performance measure for the MPO planning area, and the county or counties included in the MPO planning area.¹² FDOT and the MPOAC agree to use the National Performance Management Research Data Set as the source of travel time data and the defined reporting segments of the Interstate System and non-Interstate National Highway System for the purposes of calculating the travel time-based measures specified in 23 CFR 490.507, 490.607, and 490.707, as applicable.

¹ When an MPO planning area covers portions of more than one state, as in the case of the Florida-Alabama TPO, FDOT will collect and provide data for the Florida portion of the planning area.

² If any Florida urbanized area becomes nonattainment for the National Ambient Air Quality Standards, FDOT also will provide appropriate data at the urbanized area level for the specific urbanized area that is designated.

- b) Each MPO will share with FDOT any locally generated data that pertains to the federally required performance measures, if applicable, such as any supplemental data the MPO uses to develop its own targets for any measure.
- c) Each provider of public transportation is responsible for collecting performance data in the MPO planning area for the transit asset management measures as specified in 49 CFR

625.43 and the public transportation safety measures as specified in the National Public Transportation Safety Plan. The providers of public transportation will provide to FDOT and the appropriate MPO(s) the transit performance data used to support these measures.

2. Selection of performance targets:

FDOT, the MPOs, and providers of public transportation will select their respective performance targets in coordination with one another. Selecting targets generally refers to the processes used to identify, evaluate, and make decisions about potential targets prior to action to formally establish the targets. Coordination will include as many of the following opportunities as deemed appropriate for each measure: in-person meetings, webinars, conferences calls, and email/written communication. Coordination will include timely sharing of information on proposed targets and opportunities to provide comment prior to establishing final comments for each measure.

The primary forum for coordination between FDOT and the MPOs on selecting performance targets and related policy issues is the regular meetings of the MPOAC. The primary forum for coordination between MPOs and providers of public transportation on selecting transit performance targets is the TIP development process.

Once targets are selected, each agency will take action to formally establish the targets in its area of responsibility.

- a) FDOT will select and establish a statewide target for each applicable federally required performance measure.
 - i. To the maximum extent practicable, FDOT will share proposed statewide targets at the MPOAC meeting scheduled in the calendar quarter prior to the dates required for establishing the target under federal rule. FDOT will work through the MPOAC to provide email communication on the proposed targets to the MPOs not in attendance at this meeting. The MPOAC as a whole, and individual MPOs as appropriate, will provide comments to FDOT on the proposed statewide targets within sixty (60) days of the MPOAC meeting. FDOT will provide an update to the MPOAC at its subsequent meeting on the final proposed targets, how the comments received from the MPOAC and any individual MPOs were considered, and the anticipated date when FDOT will establish final targets.

- ii. FDOT will provide written notice to the MPOAC and individual MPOs within two (2) business days of when FDOT establishes final targets. This notice will provide the relevant targets and the date FDOT established the targets, which will begin the 180-day time-period during which each MPO must establish the corresponding performance targets for its planning area.
- b) Each MPO will select and establish a target for each applicable federally required performance measure. To the extent practicable, MPOs will propose, seek comment on, and establish their targets through existing processes such as the annual TIP update. For each performance measure, an MPO will have the option of either³:
 - i. Choosing to support the statewide target established by FDOT, and providing documentation (typically in the form of meeting minutes, a letter, a resolution, or incorporation in a document such as the TIP) to FDOT that the MPO agrees to plan and program projects so that they contribute toward the accomplishments of FDOT’s statewide targets for that performance measure.
 - ii. Choosing to establish its own target, using a quantifiable methodology for its MPO planning area. If the MPO chooses to establish its own target, the MPO will coordinate with FDOT and, as applicable, providers of public transportation regarding the approach used to develop the target and the proposed target prior to establishment of a final target. The MPO will provide FDOT and, as applicable, providers of public transportation, documentation (typically in the form of meeting minutes, a letter, a resolution, or incorporation in a document such as the TIP) that includes the final targets and the date when the targets were established.
- c) The providers of public transportation in MPO planning areas will select and establish performance targets annually to meet the federal performance management requirements for transit asset management and transit safety under 49 U.S.C. 5326(c) and 49 U.S.C. 5329(d).

³ When an MPO planning area covers portions of more than one state, as in the case of the Florida-Alabama TPO, that MPO will be responsible for coordinating with each state DOT in setting and reporting targets and associated data.

- i. The Tier I providers of public transportation will establish performance targets to meet the federal performance management requirements for transit asset management. Each Tier I provider will provide written notice to the appropriate MPO and FDOT when it establishes targets. This notice will provide the final targets and the date when the targets were established, which will begin the 180- day period within which the MPO must establish its transit-related performance targets. MPOs may choose to update their targets when the Tier I provider(s) updates theirs, or when the MPO amends its long-range transportation plan by extending the horizon year in accordance with 23 CFR 450.324(c).
- ii. FDOT is the sponsor of a Group Transit Asset Management plan for subrecipients of Section 5311 and 5310 grant funds. The Tier II providers of public transportation may choose to participate in FDOT's group plan or to establish their own targets. FDOT will notify MPOs and those participating Tier II providers following establishment of transit-related targets. Each Tier II provider will provide written notice to the appropriate MPO and FDOT when it establishes targets. This notice will provide the final targets and the date the final targets were established, which will begin the 180-day period within which the MPO must establish its transit-related performance targets. MPOs may choose to update their targets when the Tier II provider(s) updates theirs, or when the MPO amends its long-range transportation plan by extending the horizon year in accordance with 23 CFR 450.324(c).
- iii. FDOT will draft and certify a Public Transportation Agency Safety Plan for any small public transportation providers (defined as those who are recipients or subrecipients of federal financial assistance under 49 U.S.C. 5307, have one hundred (100) or fewer vehicles in peak revenue service, and do not operate a rail fixed guideway public transportation system). FDOT will coordinate with small public transportation providers on selecting statewide public transportation safety performance targets, with the exception of any small operator that notifies FDOT that it will draft its own plan.
- iv. All other public transportation service providers that receive funding under 49 U.S. Code Chapter 53 (excluding sole recipients of sections 5310 and/or 5311 funds) will provide written notice to the appropriate MPO and FDOT when they establish public transportation safety performance targets. This notice will provide the final targets and the date the final targets were established, which will begin the 180-day period within which the MPO must establish its transit safety performance targets. MPOs may choose to update their targets when the provider(s) updates theirs, or when the MPO amends its long-range transportation plan by extending the horizon year in accordance with 23 CFR 450.324(c).

- v. If the MPO chooses to support the asset management and safety targets established by the provider of public transportation, the MPO will provide to FDOT and the provider of public transportation documentation that the MPO agrees to plan and program MPO projects so that they contribute toward achievement of the statewide or public transportation provider targets. If the MPO chooses to establish its own targets, the MPO will develop the target in coordination with FDOT and the providers of public transportation. The MPO will provide FDOT and the providers of public transportation documentation (typically in the form of meeting minutes, a letter, a resolution, or incorporation in a document such as the TIP) that includes the final targets and the date the final targets were established. In cases where two or more providers operate in an MPO planning area and establish different targets for a given measure, the MPO has the options of coordinating with the providers to establish a single target for the MPO planning area, or establishing a set of targets for the MPO planning area.
3. Reporting performance targets:
- a) Reporting targets generally refers to the process used to report targets, progress achieved in meeting targets, and the linkage between targets and decision-making processes FDOT will report its final statewide performance targets to the Federal Highway Administration (FHWA) and the Federal Transit Administration (FTA) as mandated by the federal requirements.
 - i. FDOT will include in future updates or amendments of the statewide long-range transportation plan a description of all applicable performance measures and targets and a system performance report, including progress achieved in meeting the performance targets, in accordance with 23 CFR 450.216(f).
 - ii. FDOT will include in future updates or amendments of the statewide transportation improvement program a discussion of the anticipated effect of the program toward achieving the state's performance targets, linking investment priorities to those performance targets, in accordance with 23 CFR 450.218 (q).
 - iii. FDOT will report targets and performance data for each applicable highway performance measure to FHWA, in accordance with the reporting timelines and requirements established by 23 CFR 490; and for each applicable public transit measure to FTA, in accordance with the reporting timelines and requirements established by 49 CFR 625 and 40 CFR 673.
 - b) Each MPO will report its final performance targets as mandated by federal requirements to FDOT. To the extent practicable, MPOs will report final targets through the TIP update or other existing documents.

- i. Each MPO will include in future updates or amendments of its metropolitan long-range transportation plan a description of all applicable performance measures and targets and a system performance report, including progress achieved by the MPO in meeting the performance targets, in accordance with 23 CFR 450.324(f)(3-4).
 - ii. Each MPO will include in future updates or amendments of its TIP a discussion of the anticipated effect of the TIP toward achieving the applicable performance targets, linking investment priorities to those performance targets, in accordance with 23 CFR 450.326(d).
 - iii. Each MPO will report target-related status information to FDOT upon request to support FDOT's reporting requirements to FHWA.
 - c) Providers of public transportation in MPO planning areas will report all established transit asset management targets to the FTA National Transit Database (NTD) consistent with FTA's deadlines based upon the provider's fiscal year and in accordance with 49 CFR Parts 625 and 630, and 49 CFR Part 673.
4. Reporting performance to be used in tracking progress toward attainment of performance targets for the MPO planning area:
- a) FDOT will report to FHWA or FTA as designated, and share with each MPO and provider of public transportation, transportation performance for the state showing the progress being made towards attainment of each target established by FDOT, in a format to be mutually agreed upon by FDOT and the MPOAC.
 - b) If an MPO establishes its own targets, the MPO will report to FDOT on an annual basis transportation performance for the MPO area showing the progress being made towards attainment of each target established by the MPO, in a format to be mutually agreed upon by FDOT and the MPOAC. To the extent practicable, MPOs will report progress through existing processes including, but not limited to, the annual TIP update.
 - c) Each provider of public transportation will report transit performance annually to the MPO(s) covering the provider's service area, showing the progress made toward attainment of each target established by the provider.
5. Collection of data for the State asset management plans for the National Highway System (NHS):
- a) FDOT will be responsible for collecting bridge and pavement condition data for the State asset management plan for the NHS. This includes NHS roads that are not on the State highway system but instead are under the ownership of local

jurisdictions, if such roads exist.

For more information, contact:

Mark Reichert, Administrator for Metropolitan Planning, Office of Policy Planning, Florida Department of Transportation, 850-414-4901, mark.reichert@dot.state.fl.us

Carl Mikyska, Executive Director, MPOAC, 850-414-4062, carl.mikyska@mpoac.org